

## ACT Weekly Respiratory Surveillance Report

Reporting period Friday 05 June 2026 to Thursday 11 June 2026 inclusive.

**Table 1: Notifications of COVID-19, influenza and RSV, ACT, between 05 June 2026 and 11 June 2026**

	COVID-19			Influenza			Respiratory syncytial virus (RSV)		
	Current reporting period <sup>a</sup>	2026 Total <sup>bc</sup>	Rate per 100,000 <sup>d</sup> for reporting period	Current reporting period <sup>a</sup>	2026 Total <sup>bc</sup>	Rate per 100,000 <sup>d</sup> for reporting period	Current reporting period <sup>a</sup>	2026 Total <sup>bc</sup>	Rate per 100,000 <sup>d</sup> for reporting period
<b>Total Cases</b>	<b>54</b>	<b>532</b>	<b>11.1</b>	<b>4</b>	<b>369</b>	<b>0.8</b>	<b>60</b>	<b>531</b>	<b>12.3</b>
<b>Age group (years)</b>									
<b>0-4</b>	<b>8</b>	<b>115</b>	<b>30.5</b>		<b>61</b>		<b>37</b>	<b>258</b>	<b>141.2</b>
<b>5-19</b>	<b>7</b>	<b>64</b>	<b>8.1</b>		<b>80</b>		<b>10</b>	<b>55</b>	<b>11.5</b>
<b>20-64</b>	<b>27</b>	<b>229</b>	<b>8.9</b>		<b>169</b>		<b>8</b>	<b>129</b>	<b>2.6</b>
<b>65+</b>	<b>12</b>	<b>124</b>	<b>17.5</b>		<b>59</b>		<b>5</b>	<b>89</b>	<b>7.3</b>

<sup>a</sup>Cases notified to HCSD during the reporting period.

<sup>b</sup>Total cases since 1 January 2026.

<sup>c</sup>Due to data cleaning, the total number of cases reported will not necessarily equal last week's total plus new cases reported this week.

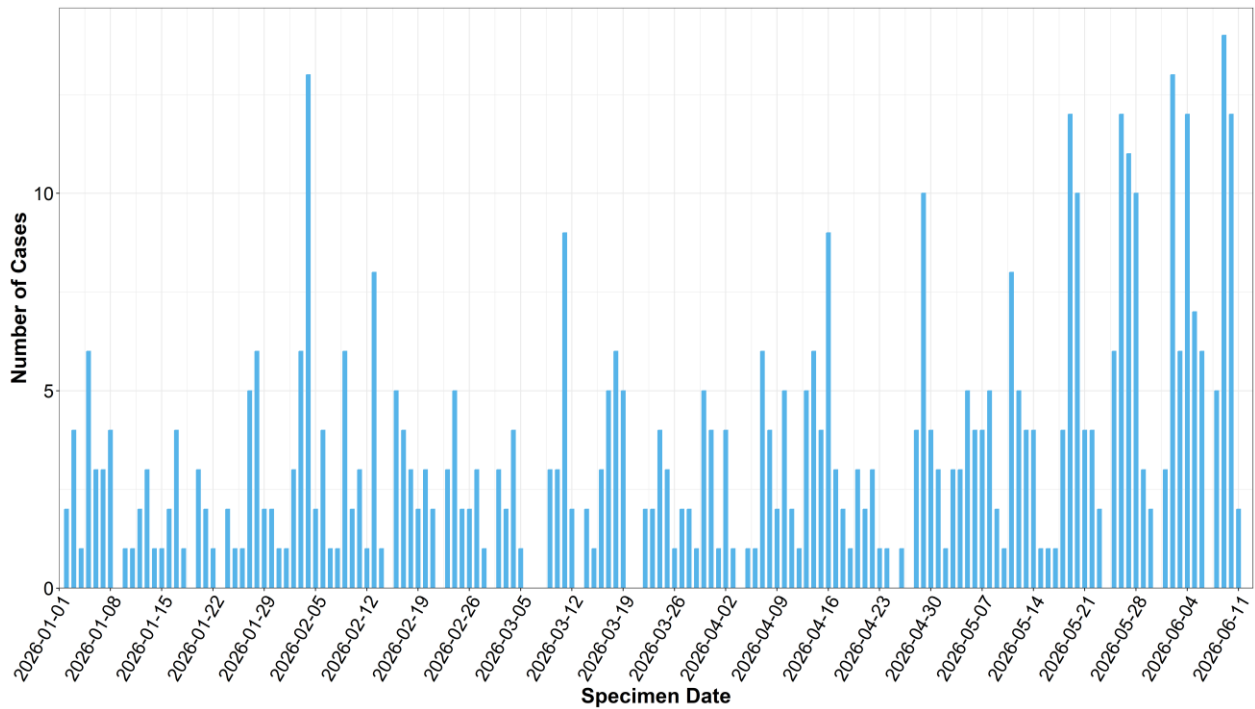
<sup>d</sup>Rate per 100,000 population for the given time period. Population data are based on the ABS Estimated Resident Population (ERP) as at Quarter 3 2025.

Note: Due to small numbers, the breakdown of notifications by age group for influenza is not included in this report. This is to protect privacy and ensure that individuals cannot be identified.

# ACT COVID-19, Influenza, and RSV Epidemiology Overview

Prepared by Health and Community Services Directorate (HCSD)

Figure 1: COVID-19 notifications since 1 January 2026 by specimen date<sup>a</sup>

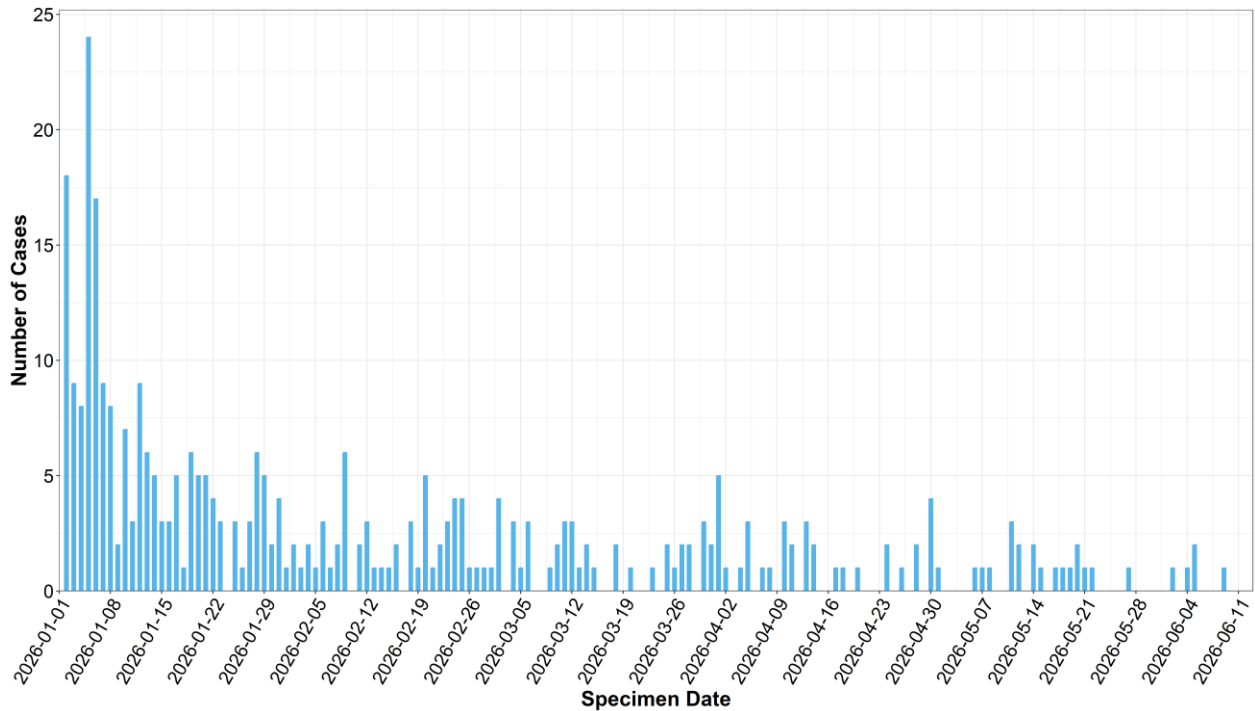


<sup>a</sup>The data includes laboratory-confirmed cases of COVID-19 reported to HCSD. Due to the case processing system, there is a small proportion of cases that will not appear before the end of the cut-off period. This will result in an under-reporting of the case numbers for the 48 hours prior to the cut-off period.

# ACT COVID-19, Influenza, and RSV Epidemiology Overview

Prepared by Health and Community Services Directorate (HCSD)

**Figure 2: Influenza notifications since 1 January 2026 by specimen date<sup>a</sup>**

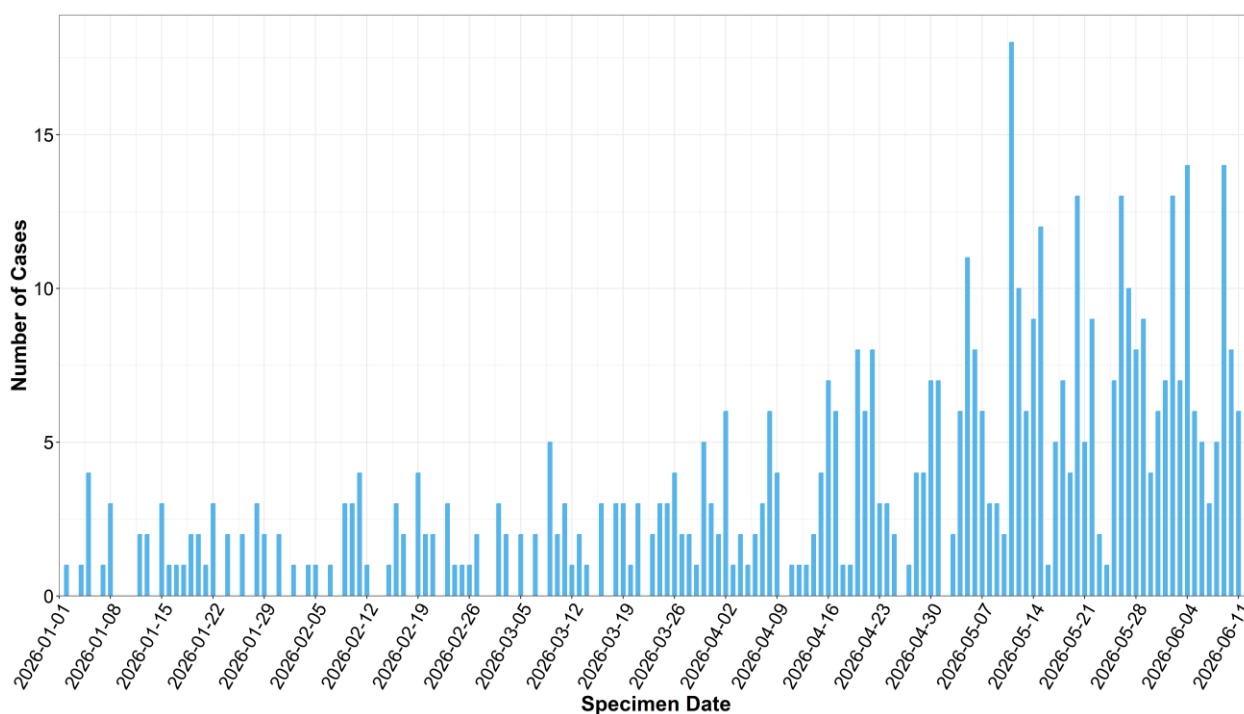


<sup>a</sup>The data includes laboratory-confirmed cases of influenza reported to HCSD. Due to the case processing system, there is a small proportion of cases that will not appear before the end of the cut-off period. This will result in an under-reporting of the case numbers for the 48 hours prior to the cut-off period.

# ACT COVID-19, Influenza, and RSV Epidemiology Overview

Prepared by Health and Community Services Directorate (HCSD)

Figure 3: RSV notifications since 1 January 2026 by specimen date<sup>a</sup>

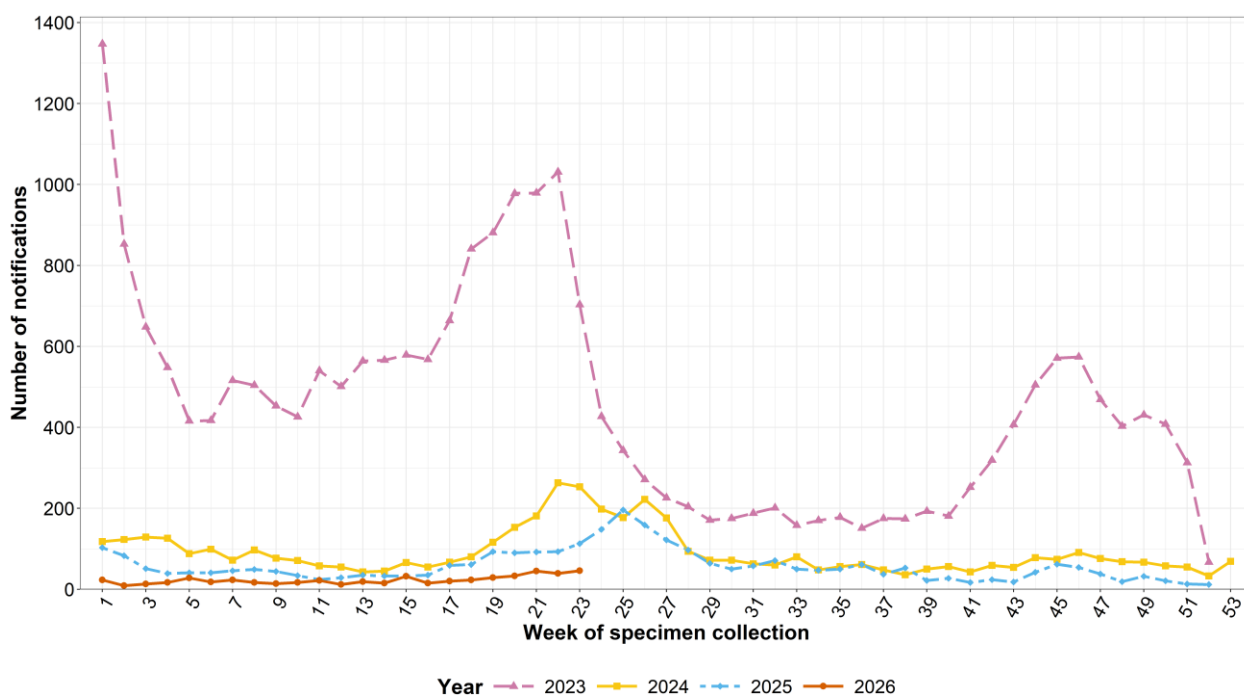


<sup>a</sup>The data includes laboratory-confirmed cases of RSV reported to HCSD. Due to the case processing system, there is a small proportion of cases that will not appear before the end of the cut-off period. This will result in an under-reporting of the case numbers for the 48 hours prior to the cut-off period.

# ACT COVID-19, Influenza, and RSV Epidemiology Overview

Prepared by Health and Community Services Directorate (HCSD)

Figure 4: Number of COVID-19 notifications, by week and year of specimen collection<sup>ab</sup>



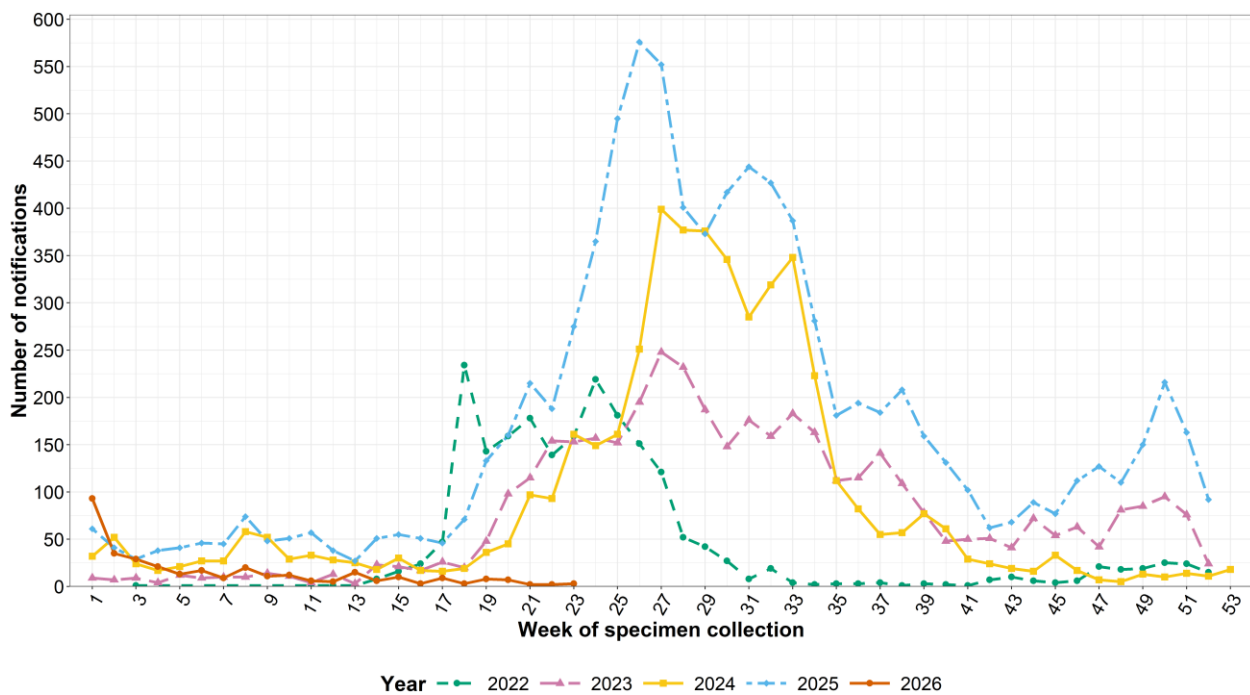
<sup>a</sup>Due to the case processing system, there is a small proportion of cases that will not appear before the end of the cut-off period. This may result in an under-reporting of the case numbers for the 48 hours prior to the cut-off period.

<sup>b</sup>Data for 2022 have been removed to improve visibility of post-pandemic year notification numbers. The data for 2020 to 2022 are available in the Annual ACT Respiratory Illness Surveillance Report 2025 on the ACT government website.

# ACT COVID-19, Influenza, and RSV Epidemiology Overview

Prepared by Health and Community Services Directorate (HCSD)

**Figure 5: Number of laboratory-confirmed influenza notifications, by week and year of specimen collection<sup>a</sup>**

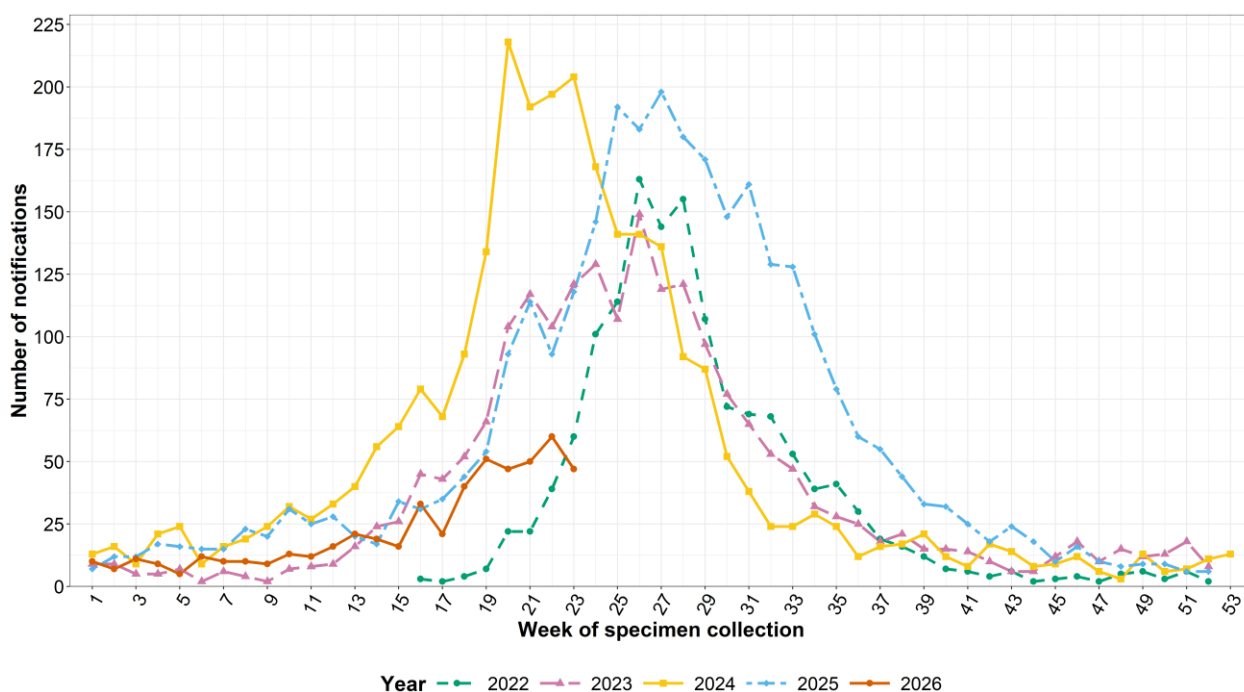


<sup>a</sup>Due to the case processing system, there is a small proportion of cases that will not appear before the end of the cut-off period. This may result in an under-reporting of the case numbers for the 48 hours prior to the reporting period.

# ACT COVID-19, Influenza, and RSV Epidemiology Overview

Prepared by Health and Community Services Directorate (HCSD)

**Figure 6: Number of laboratory-confirmed RSV notifications, by week and year of specimen collection<sup>ab</sup>**



<sup>a</sup>Due to the case processing system, there is a small proportion of cases that will not appear before the end of the cut-off period. This may result in an under-reporting of the case numbers for the 48 hours prior to the reporting period.

<sup>b</sup>RSV became a notifiable condition in the ACT from 21 February 2022.