

ACT Weekly Respiratory Surveillance Report

Reporting period Friday 29 May 2026 to Thursday 04 June 2026 inclusive.

Table 1: Notifications of COVID-19, influenza and RSV, ACT, between Friday 29 May 2026 and Thursday 04 June 2026

	COVID-19			Influenza			Respiratory syncytial virus (RSV)		
	Current reporting period ^a	2026 Total ^{bc}	Rate per 100,000 ^d for reporting period	Current reporting period ^a	2026 Total ^{bc}	Rate per 100,000 ^d for reporting period	Current reporting period ^a	2026 Total ^{bc}	Rate per 100,000 ^d for reporting period
Total Cases	39	478	8	2	365	0.4	52	471	10.7
Age group (years)									
0-4	14	107	53.4		61		30	221	114.5
5-19	10	57	11.5		79		10	45	11.5
20+	15	314	4.0		225		12	205	3.2

^aCases notified to HCSD during the reporting period.

^bTotal cases since 1 January 2026.

^cDue to data cleaning, the total number of cases reported will not necessarily equal last week's total plus new cases reported this week.

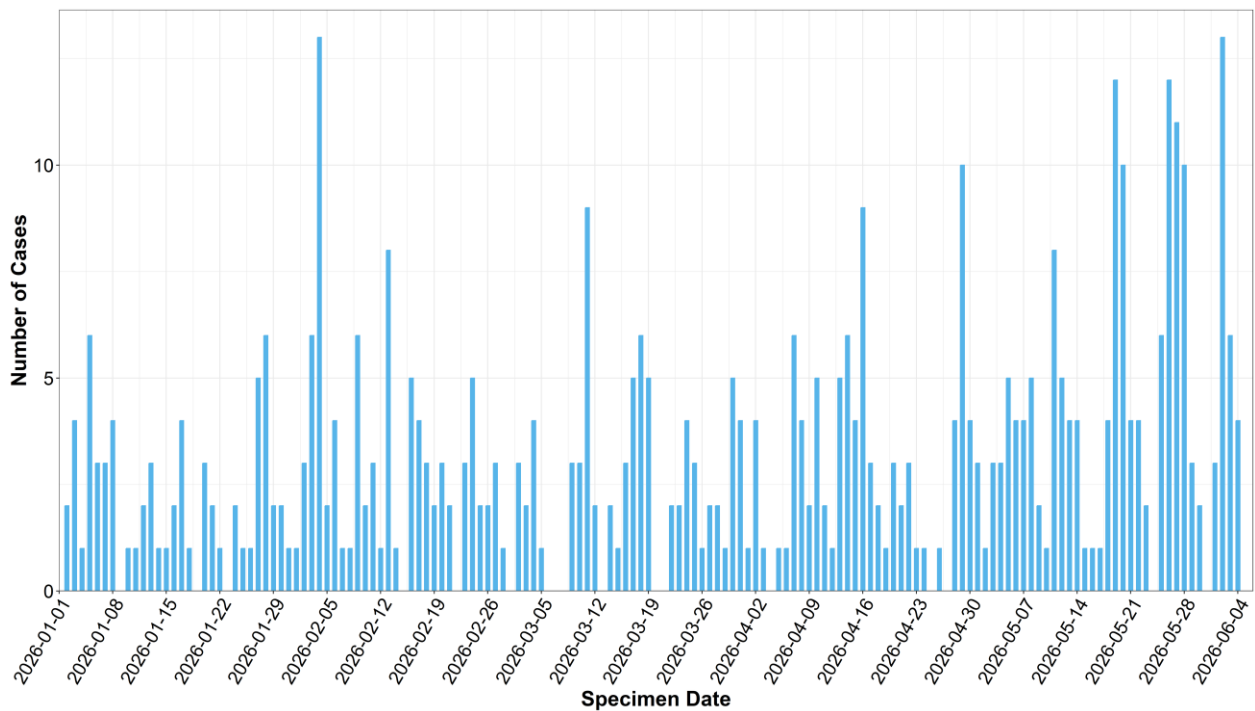
^dRate per 100,000 population for the given time period. Population data are based on the ABS Estimated Resident Population (ERP) as at Quarter 3 2025.

Note: Due to small numbers, the breakdown of notifications by age group for influenza is not included in this report. For RSV and COVID-19, the 20-64 and 65+ age groups have been combined. This is to protect privacy and ensure that individuals cannot be identified.

ACT COVID-19, Influenza, and RSV Epidemiology Overview

Prepared by Health and Community Services Directorate (HCSD)

Figure 1: COVID-19 notifications since 1 January 2026 by specimen date^a

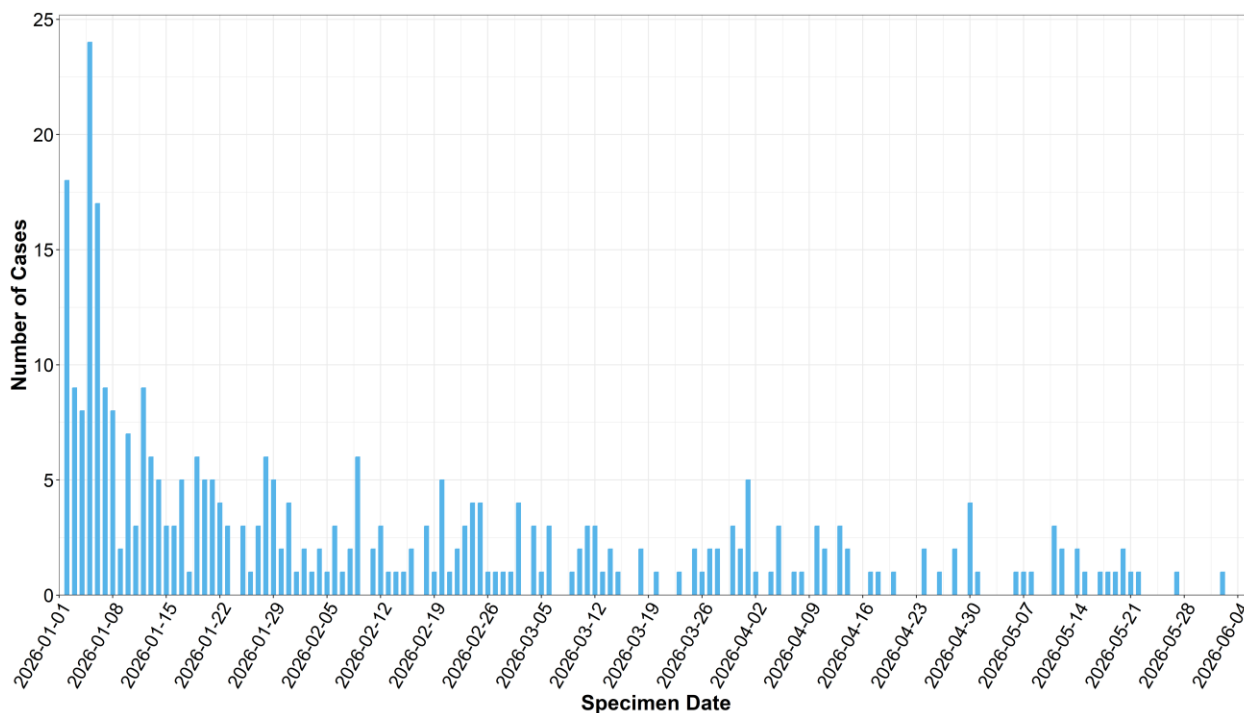


^aThe data includes laboratory-confirmed cases of COVID-19 reported to HCSD. Due to the case processing system, there is a small proportion of cases that will not appear before the end of the cut-off period. This will result in an under-reporting of the case numbers for the 48 hours prior to the cut-off period.

ACT COVID-19, Influenza, and RSV Epidemiology Overview

Prepared by Health and Community Services Directorate (HCSD)

Figure 2: Influenza notifications since 1 January 2026 by specimen date^a

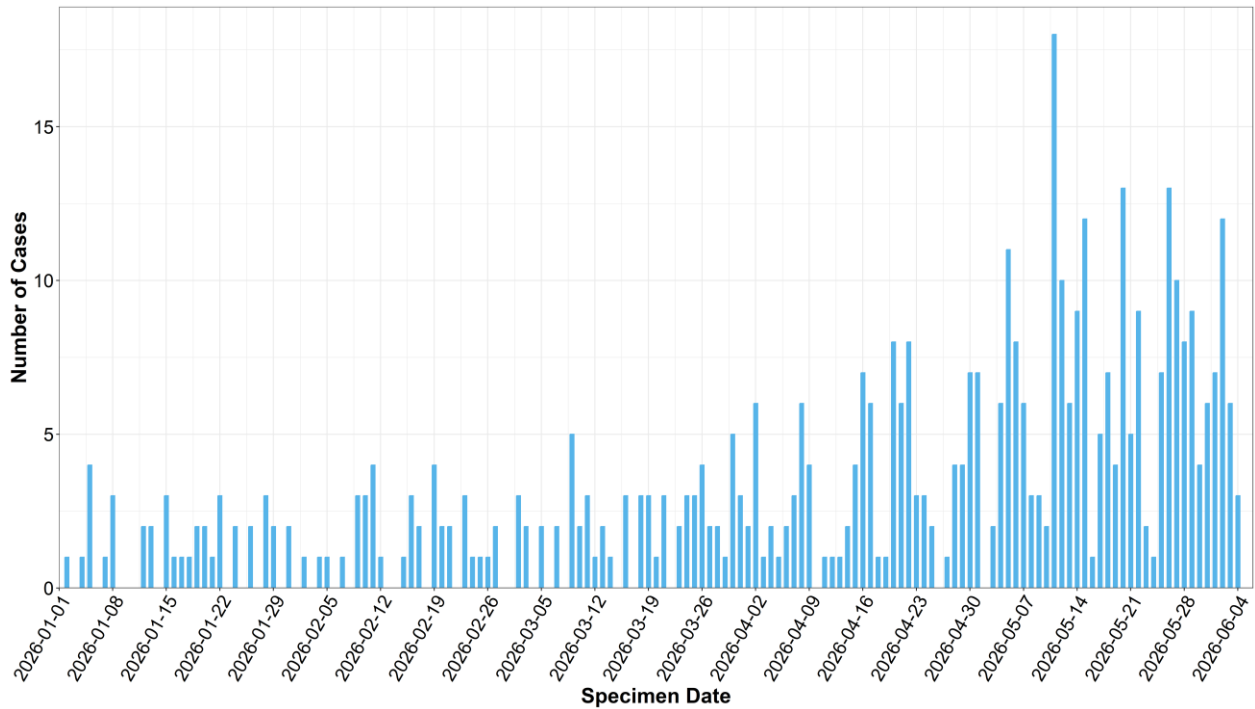


^aThe data includes laboratory-confirmed cases of influenza reported to HCSD. Due to the case processing system, there is a small proportion of cases that will not appear before the end of the cut-off period. This will result in an under-reporting of the case numbers for the 48 hours prior to the cut-off period.

ACT COVID-19, Influenza, and RSV Epidemiology Overview

Prepared by Health and Community Services Directorate (HCSD)

Figure 3: RSV notifications since 1 January 2026 by specimen date^a

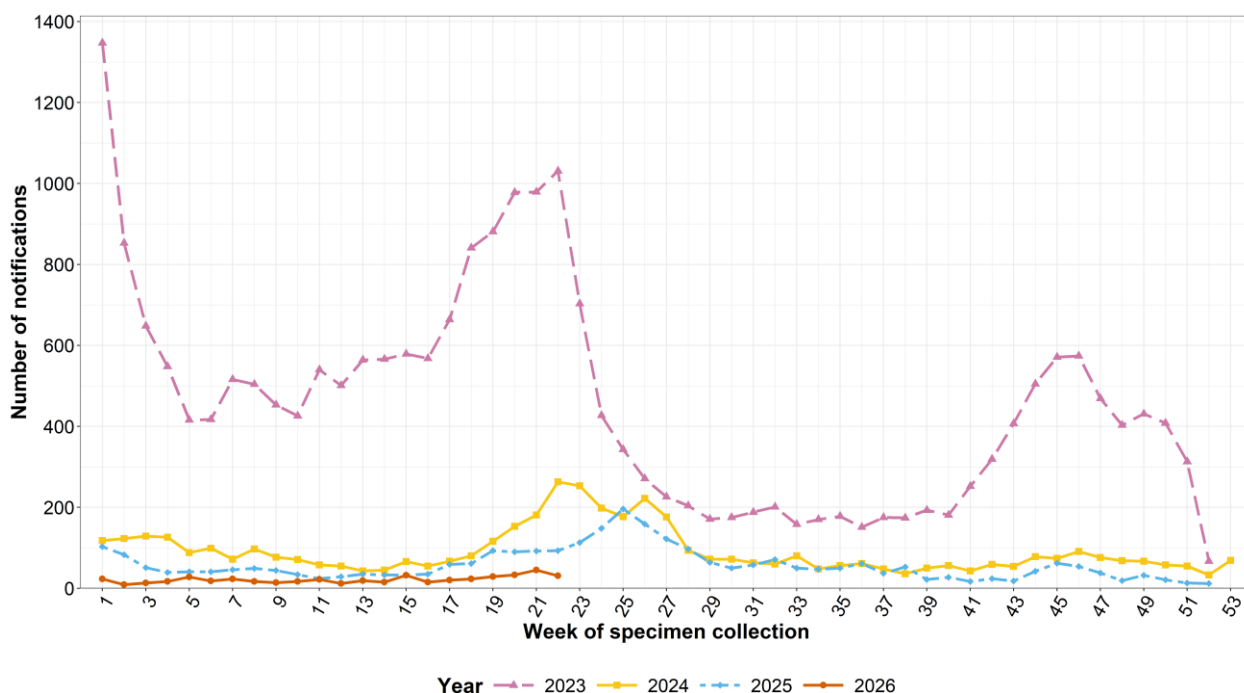


^aThe data includes laboratory-confirmed cases of RSV reported to HCSD. Due to the case processing system, there is a small proportion of cases that will not appear before the end of the cut-off period. This will result in an under-reporting of the case numbers for the 48 hours prior to the cut-off period.

ACT COVID-19, Influenza, and RSV Epidemiology Overview

Prepared by Health and Community Services Directorate (HCSD)

Figure 4: Number of COVID-19 notifications, by week and year of specimen collection^{ab}

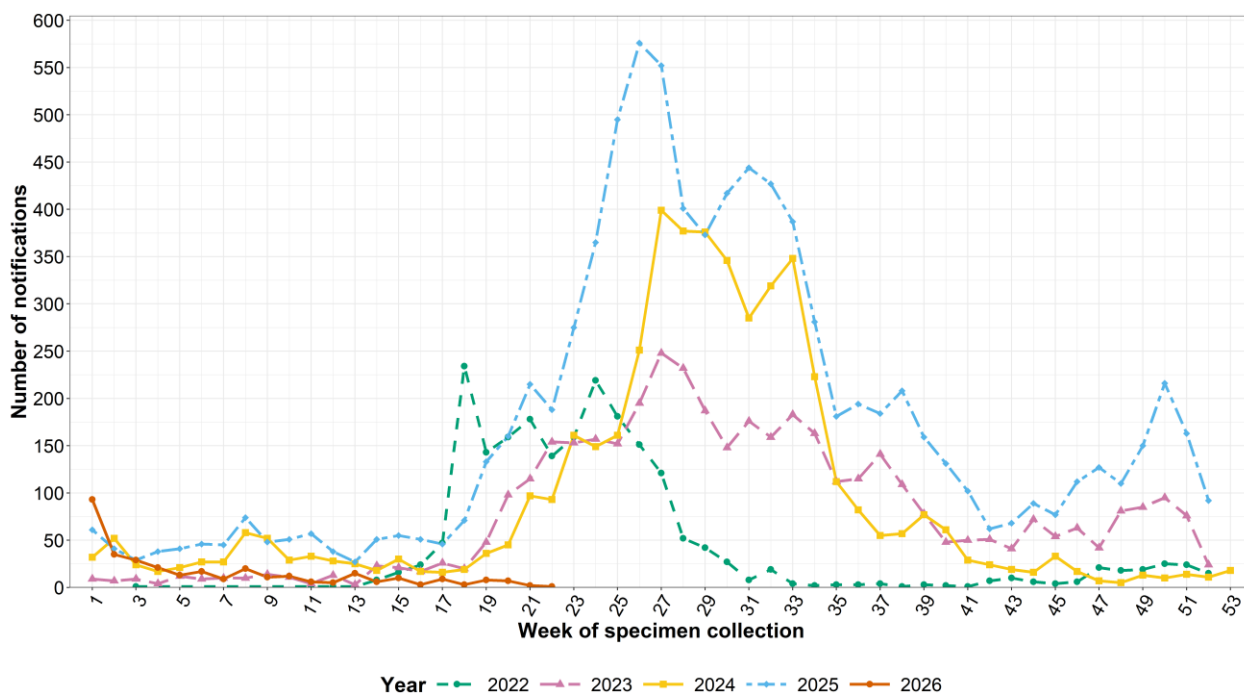


^aDue to the case processing system, there is a small proportion of cases that will not appear before the end of the cut-off period. This may result in an under-reporting of the case numbers for the 48 hours prior to the cut-off period.

^bData for 2022 have been removed to improve visibility of post-pandemic year notification numbers. The data for 2020 to 2022 are available in the Annual ACT Respiratory Illness Surveillance Report 2025 on the ACT government website.

Prepared by Health and Community Services Directorate (HCSD)

Figure 5: Number of laboratory-confirmed influenza notifications, by week and year of specimen collection^a

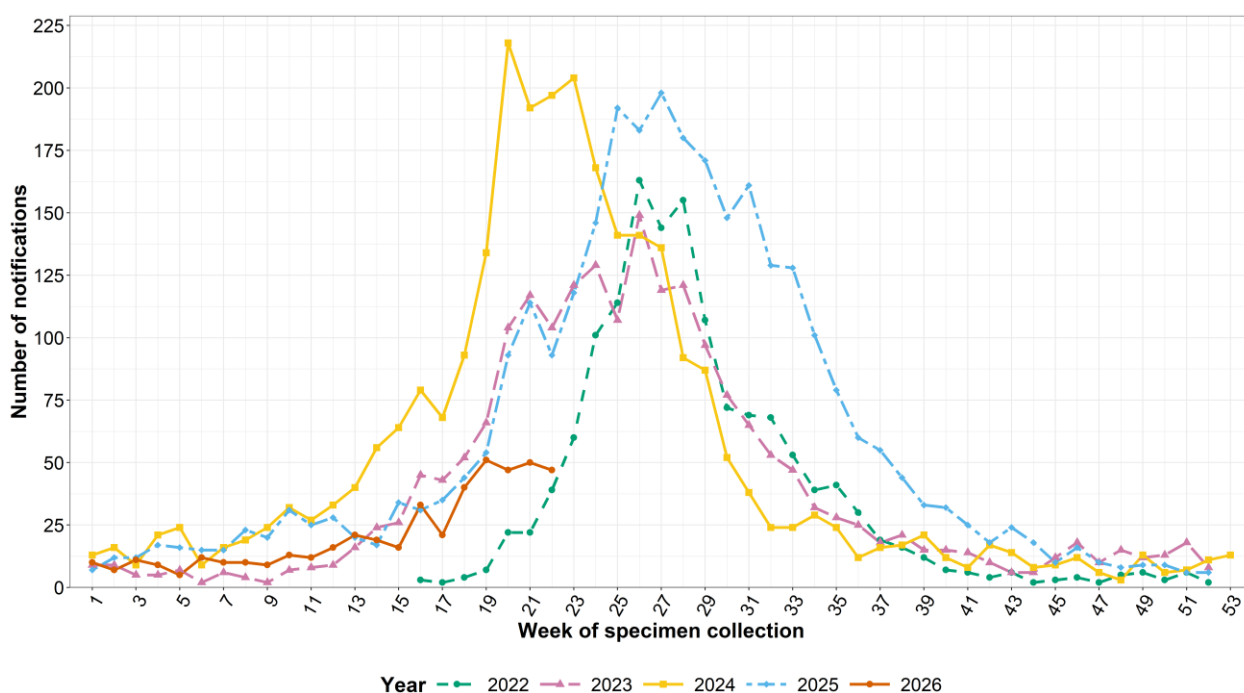


^aDue to the case processing system, there is a small proportion of cases that will not appear before the end of the cut-off period. This may result in an under-reporting of the case numbers for the 48 hours prior to the reporting period.

ACT COVID-19, Influenza, and RSV Epidemiology Overview

Prepared by Health and Community Services Directorate (HCSD)

Figure 6: Number of laboratory-confirmed RSV notifications, by week and year of specimen collection^{ab}



^aDue to the case processing system, there is a small proportion of cases that will not appear before the end of the cut-off period. This may result in an under-reporting of the case numbers for the 48 hours prior to the reporting period.

^bRSV became a notifiable condition in the ACT from 21 February 2022.