

# Road Safety Survey

SUMMARY REPORT  
August 2025



# Background

During National Road Safety Week 2025, the ACT Government conducted a survey of Canberrans to inform the development of the next ACT Road Safety Strategy and Actions for 2026 and beyond. The survey findings will also help inform future advertising campaigns and communications to strengthen road safety in the ACT.

The survey is a joint initiative of Transport Canberra and City Services and CMTEEDD Communications and Engagement.

## Methodological notes:

- All YourSay Panel members were invited to participate in the survey, with email reminders also distributed during fieldwork (19 and 28 May 2025).
- An external panel provider was engaged to reach ACT residents aged 18-34 years, resulting in n=252 completed responses – representing 13% of the total n= 1,907 sample.
- The results have been weighted by age, gender and ACT region to align with population proportions from the ABS 2021 Census.
- Artificial intelligence (AI) was employed to analyse some qualitative survey data. This enabled the identification of thematic insights from open-ended responses.

## Acknowledgement of Country

We acknowledge and pay respects to the past, present, and future Traditional Custodians and Elders of this nation and the continuation of cultural, spiritual, and educational practices of Aboriginal and Torres Strait Islander peoples. We value their contribution to the life of our city and to the Canberra region.



How many?

**1,907**

Who?

**ACT residents  
18+**

When?

**13 May – 1 June  
2025**

# Executive summary



Most survey respondents **view ACT roads as safe.**

- ▶ 65% rate ACT roads as safe, only 8% view them as unsafe.
- ▶ Perceptions of safety on ACT roads show little variation across demographic groups including age, gender, region, country of birth and licence type held - drivers of private cars, motorcycles, and heavy vehicles all report similar levels of safety.
- ▶ Pedestrians (57% very good / good) and heavy vehicle drivers (54%) are viewed as the most responsible road users, while motor vehicle drivers received the lowest rating (32%).



Survey respondents are **most concerned about dangerous driving behaviours like driver distraction and aggression.**

- ▶ The top road safety concern is mobile phone use while driving (56% extremely concerned / very concerned), followed by driver aggression (48%) and speeding (46%).
- ▶ Aggressive and inattentive drivers are the leading causes of concern for motorcyclists (72% and 70% respectively).
- ▶ About one-third (31%) of drivers are extremely / very concerned when others ignore roadwork speed limits, with concern increasing among older age groups.



There is a strong desire for **enhanced road safety initiatives, especially in relation to enforcing road rules.**

- ▶ Bicycle paths and separated bicycle lanes (75% very effective / effective) are viewed as the most effective road safety initiatives, followed by red light speed cameras (68%).
- ▶ There is a strong desire for more focus on road safety initiatives, particularly alcohol testing (61% far too little / not enough), bicycle infrastructure (60%), and drug testing (59%).
- ▶ While there is also strong support for enhanced driver education and awareness campaigns in the ACT, these measures are generally considered less effective than enforcement and engineering-based initiatives.

## Executive summary cont...



Respondents indicated very **high levels of compliance** with seatbelt usage and recommended practices.

- ▶ Seatbelt compliance is rated very high (98% wear one all of the time).
- ▶ Non-compliance is linked to short trips, bus travel, or situations where individuals frequently enter and exit a vehicle as part of their work.
- ▶ Younger drivers (18–34 years) are significantly less likely to check if passengers are wearing seatbelts compared to drivers aged 55+ years.



About two-thirds of respondents **don't always adhere to speed limits** in roadwork zones.

- ▶ Most drivers say that they adhere to roadwork speed limits only most or some of the time (65%).
- ▶ Common reasons given for not adhering to roadwork speed limits include roadwork signs still being up after roadwork has finished (79%), absence of workers (68%), and missing end-of-roadwork signs (49%).
- ▶ Around one-third (31%) are extremely / very concerned when others ignore roadwork speed limits, with older drivers generally expressing greater concern.



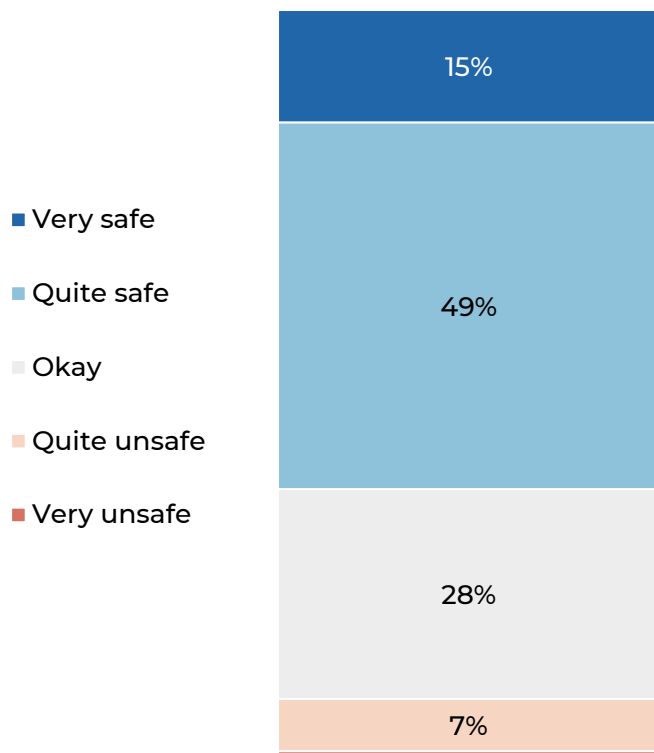
Most supervisors believe the graduated licensing system **prepares L / P plates drivers well to drive by themselves.**

- ▶ Around two thirds of supervisors (67%) believe the graduated licensing system prepares drivers very well / well, while 11% feel it prepares them very poorly / poorly.
- ▶ Key challenges when supervising an L / P plate driver include the cost of lessons (56%), time constraints (44%), and managing learner anxiety (35%).
- ▶ Supervisors' main concerns for L / P drivers include interactions with other road users (43%), peer pressure (32%), and adverse weather (31%).

# Perceptions of road safety

## Safety rating of ACT roads

Q. Overall, how safe do you feel on ACT roads?  
(Base: n=1,907)



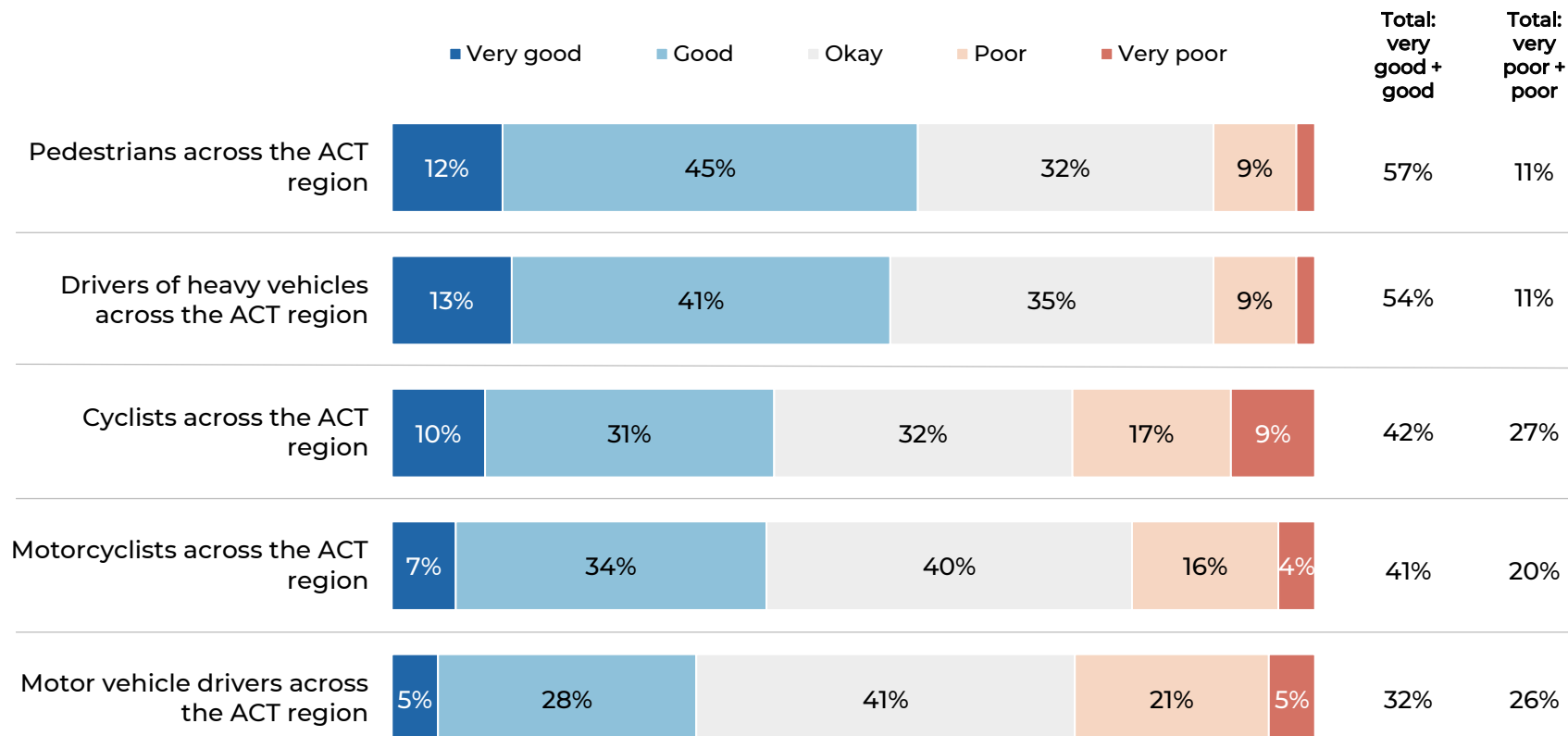
Q. And why do you feel unsafe on ACT roads?  
(Base: n=161)

### Top themes

- Aggressive and unsafe driving behaviours including speeding, tailgating and dangerous overtaking.
- Infrastructure and maintenance issues with road design, signage and lighting.
- Safety concerns for vulnerable road users like cyclists and pedestrians.
- Poor driver competency, awareness and knowledge of road rules.
- Insufficient law enforcement and police presence on roads.

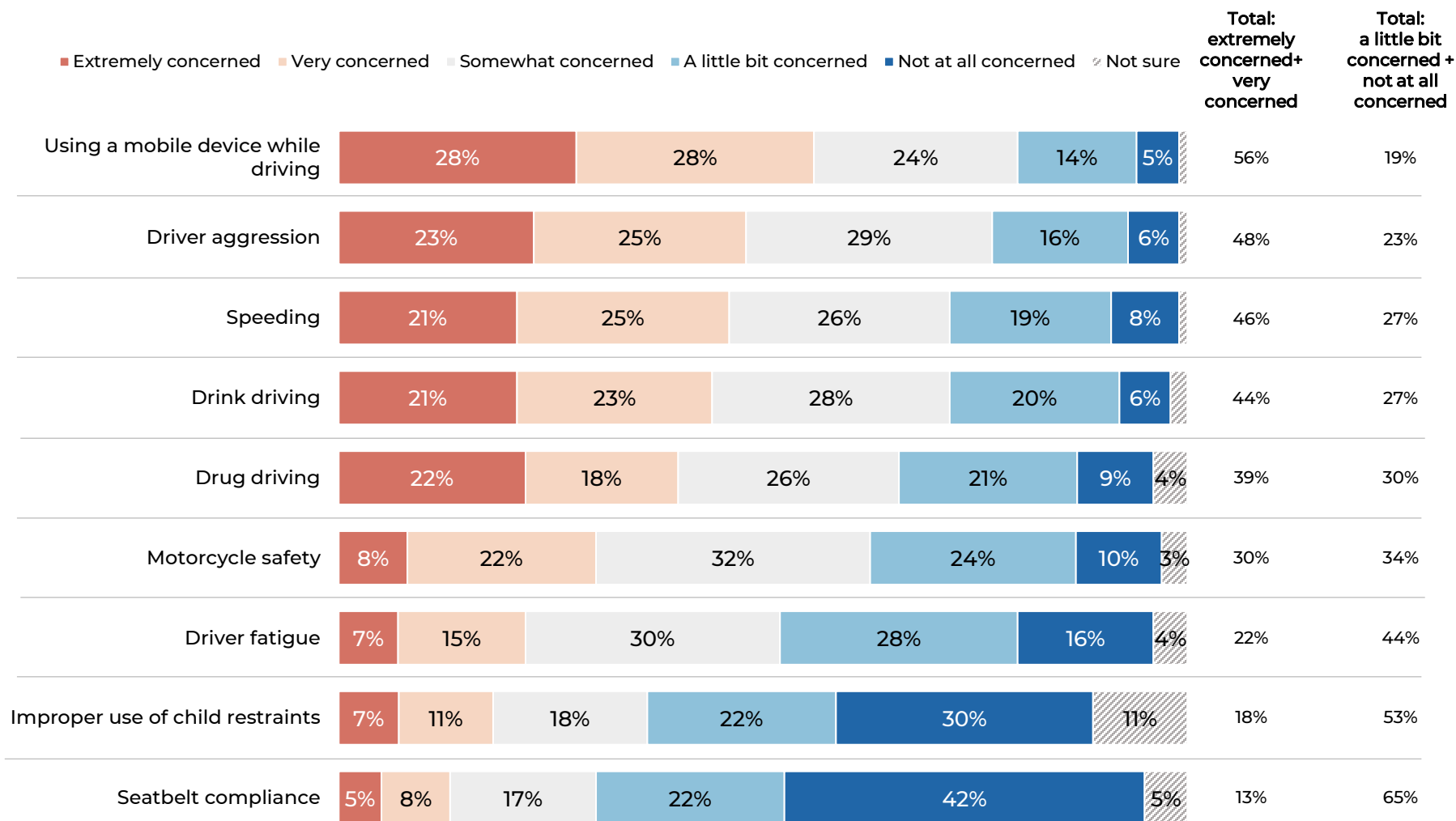
# Behaviour rating of road users

Q. And how would you rate the behaviour of..  
(Base: n=1,907)



# Road behaviour concerns

Q. How concerned are you about the following road behaviours across the ACT region?  
(Base: n=1,907)



## Select themes – other road safety concerns

Some additional concerns emerged from the analysis of the open comment responses:

Speeding, hooning,  
dangerous and reckless  
driving at various  
locations

Concerns about  
unlicensed and  
inexperienced drivers

Safety concerns relating to  
vulnerable road users  
including cyclists,  
pedestrians and e-scooter  
riders

*Q. What other road behaviours, if  
any, are you concerned about?  
(Open-ended question – select  
themes)  
(Base: n=1,118)*

Concerns about specific  
vehicle types and road  
users (i.e. SUVs,  
tradespeople, heavy  
vehicles, e-scooters,  
cyclists and motorcyclists)

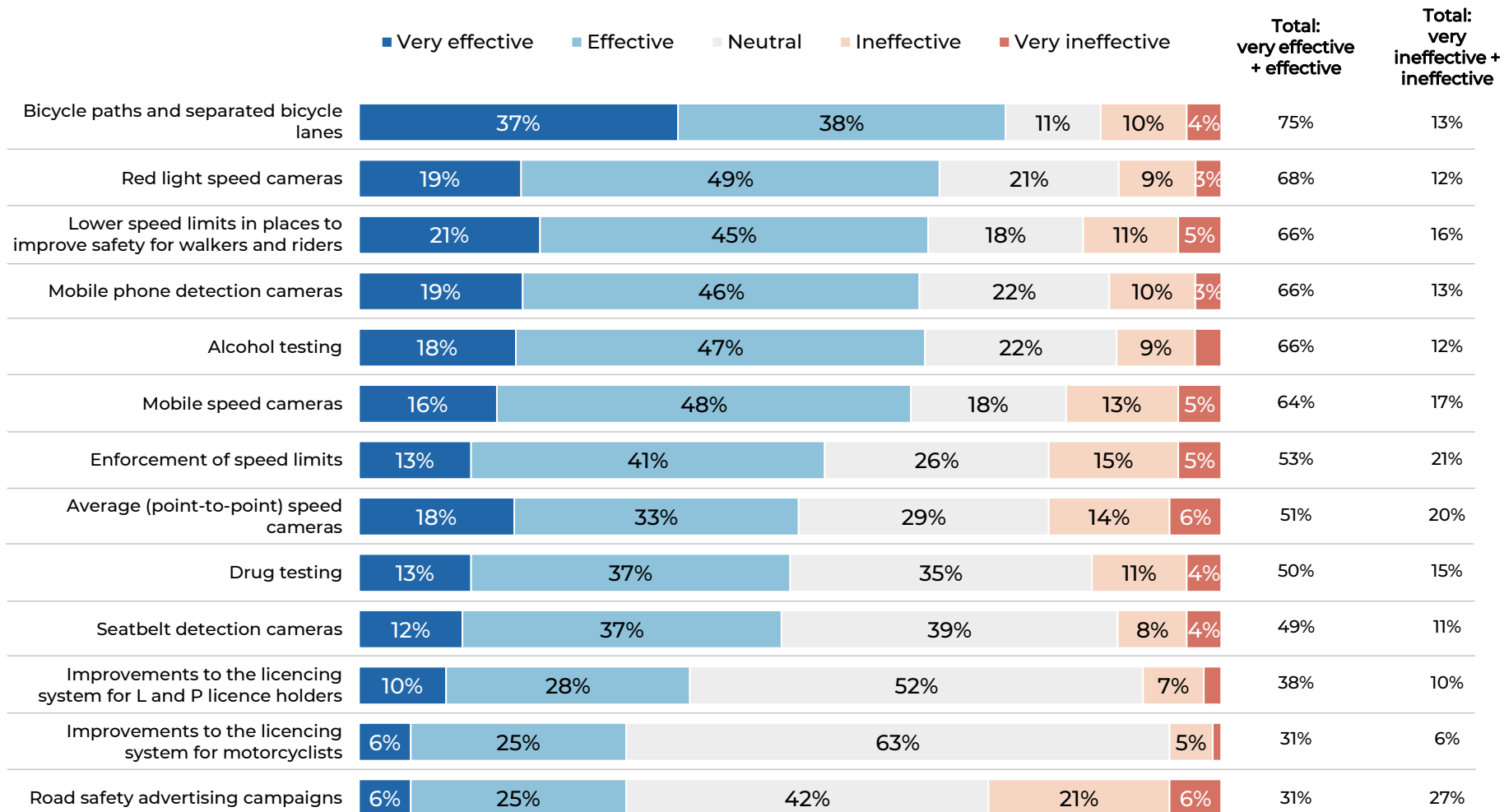
Infrastructure and  
maintenance issues  
affecting road safety

Running red lights and  
unsafe intersection  
behaviour

Lack of awareness of, and  
compliance with, road rules  
such as indicating, merging  
and changing lanes

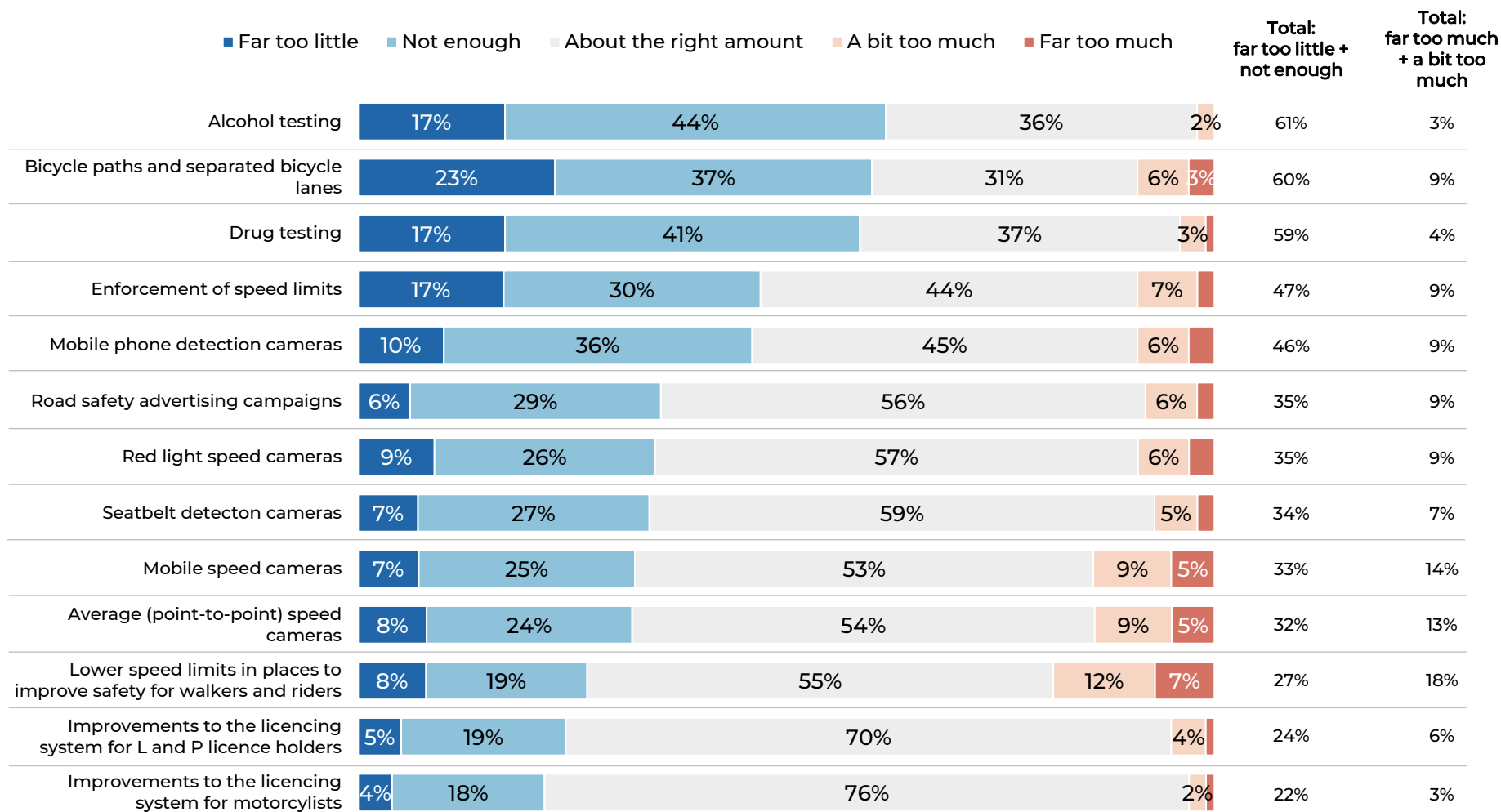
# Effectiveness of road safety initiatives

Q. In your opinion, how effective are these initiatives in making the roads safer?  
(Base: n=1,907)



# Desirability of road safety initiatives

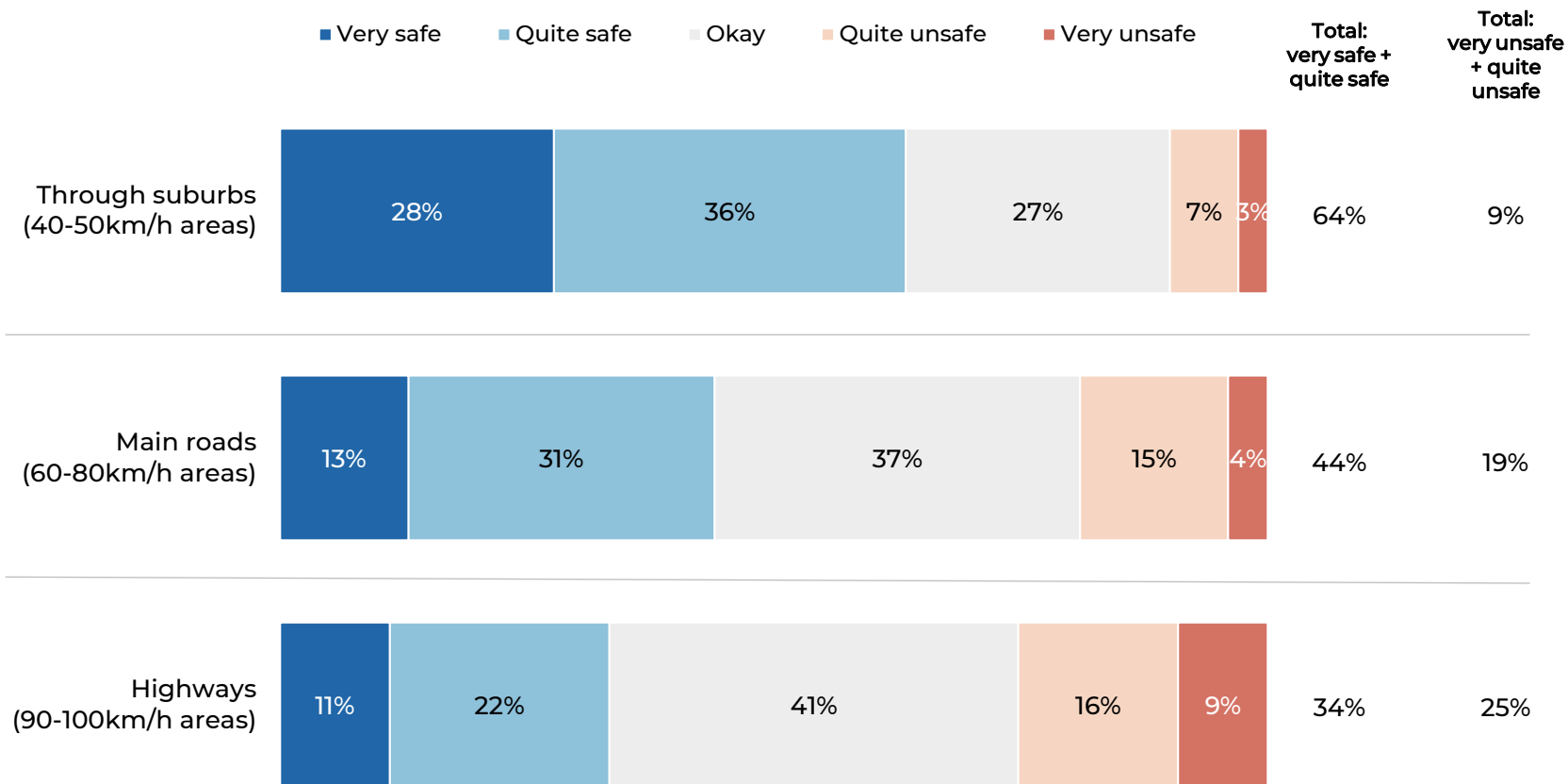
Q. And do you think there are enough of these initiatives in the ACT?  
(Base: n=1,907)



# Motorcycle safety

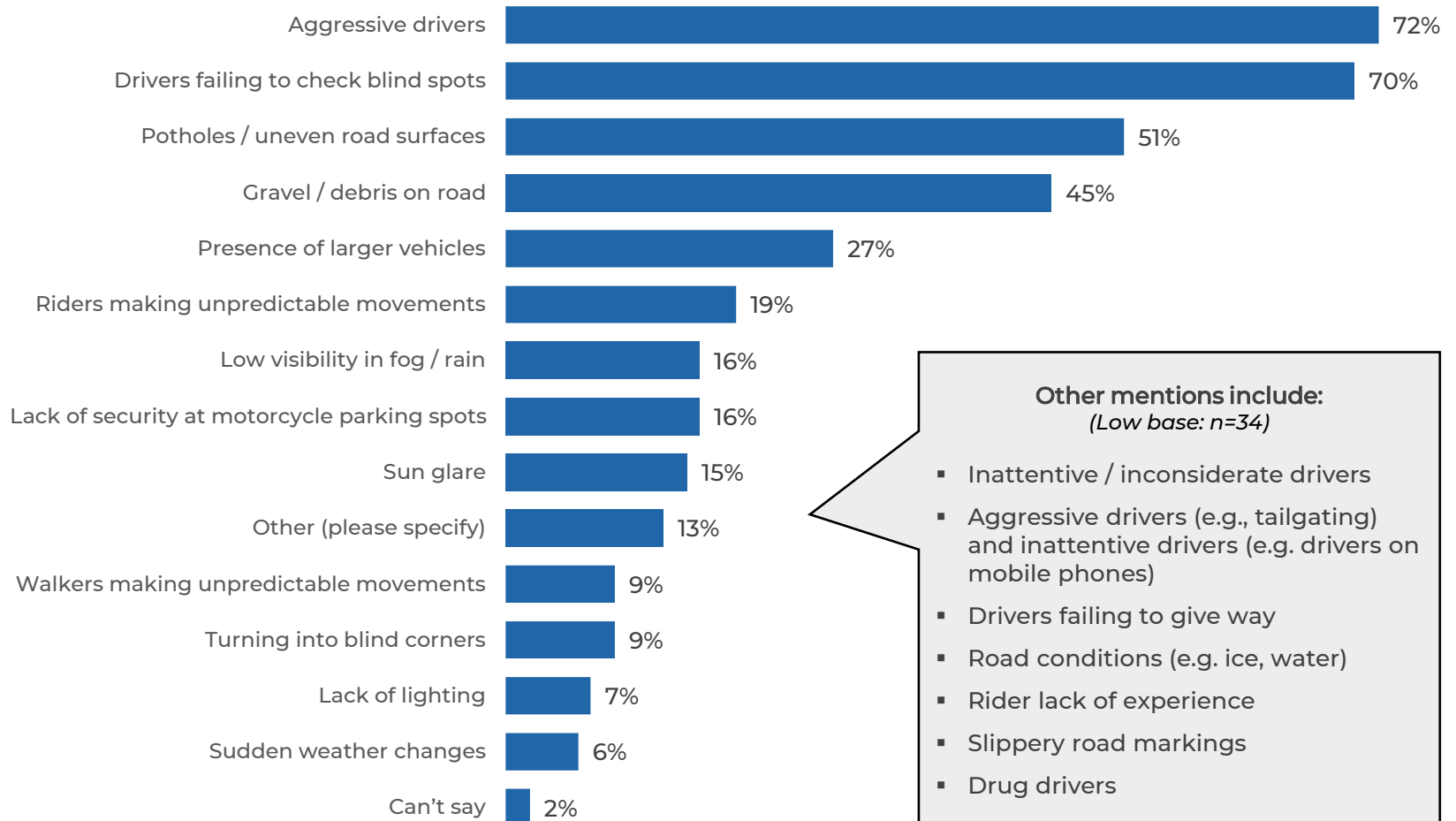
# Motorcyclists' perceptions of safety

Q. How safe do you feel when motorcycling in the ACT through these areas?  
 (All respondents: n=249)



# Why motorcyclists feel unsafe

Q. What are the main factors for feeling unsafe while motorcycling on ACT roads? (Select up to 5)  
(Base: n=249)



# Open comments – improvements regarding motorcycle safety

Q. What improvements would you like to see regarding motorcyclist safety in the ACT?  
(Base: n=133)



## Positive takeaways

- Strong support for enhanced driver education and awareness programs about motorcyclists
- Support for infrastructure improvements including bus lane access and dedicated motorcycle parking and practice areas
- Backing for increased enforcement and safety regulations
- Road conditions have shown improvement in recent years
- Support to make motorcycle more noticeable (noise/colour)



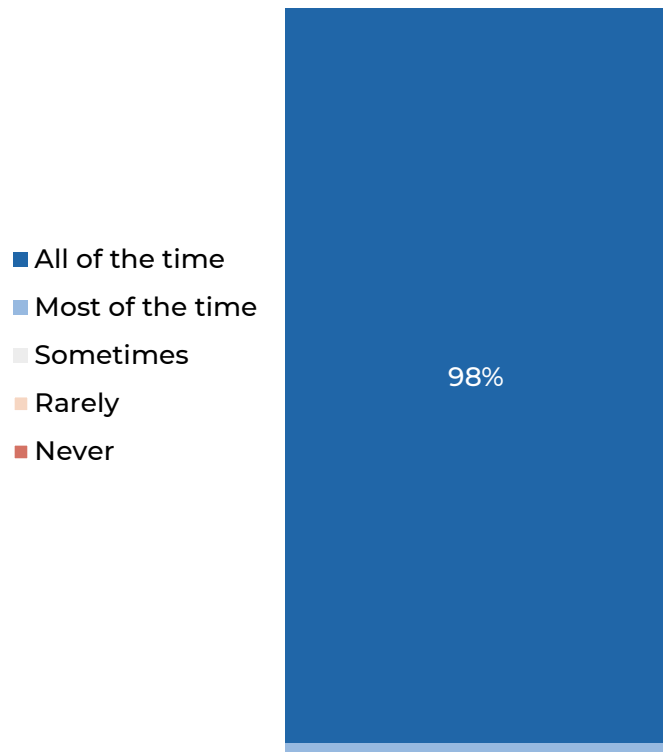
## Negative takeaways

- Concerns about visibility and driver awareness of motorcyclists
- Poor road maintenance and infrastructure creating hazardous conditions
- Issues with dangerous driving behaviour and rule enforcement
- Problems with inconsistent licencing standards and rider compliance
- Support for enhanced licencing standards for motorcyclists
- Issues with inexperienced riders operating high performance motorcycles

# Seatbelt safety

# Seatbelt usage

*Q. Do you wear a seatbelt in vehicles that have seatbelts installed?*  
(Base: n=923)



*Q. In what situations do you not wear a seatbelt?*  
(Base: n=9)

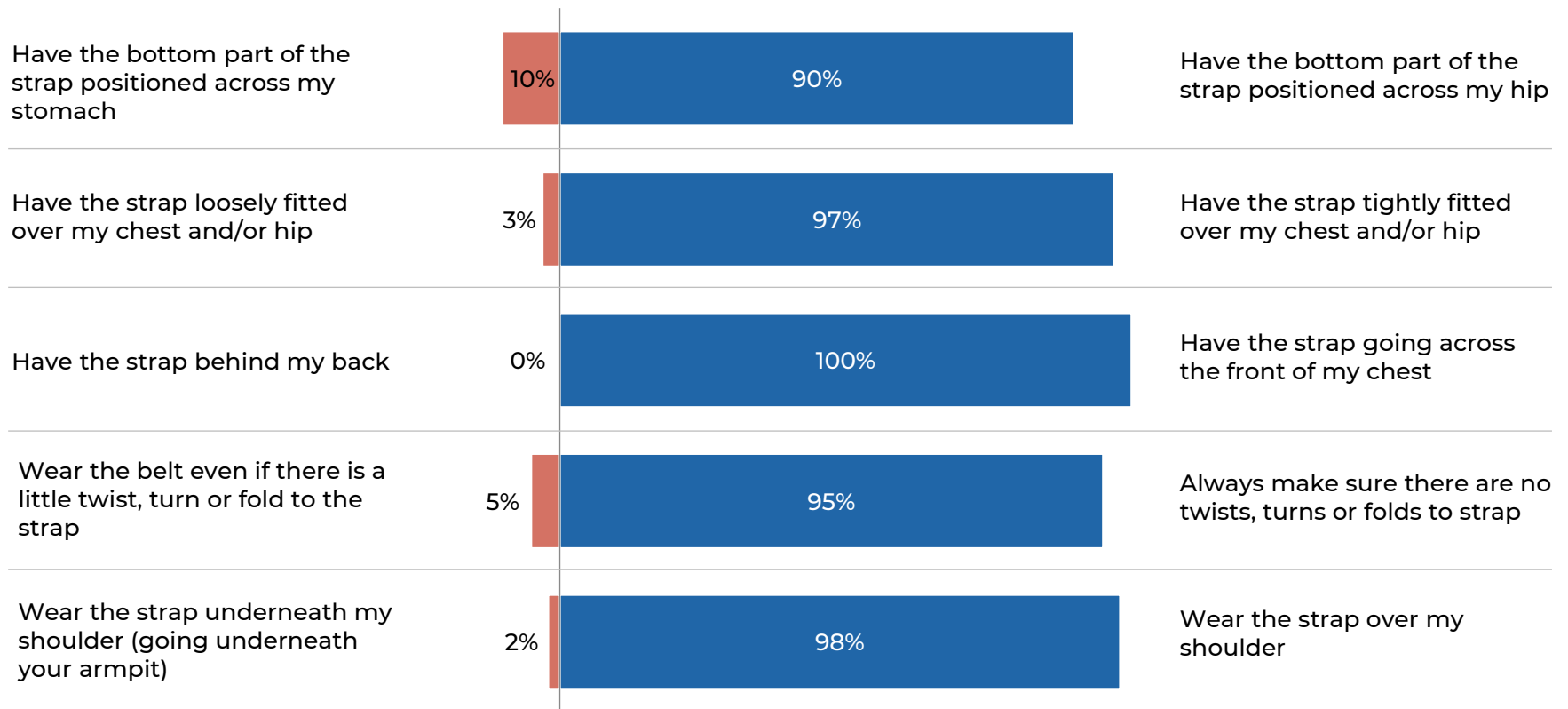
- Moving a vehicle a short distance
- Travelling in a bus
- Frequently entering and exiting a vehicle
- Start driving
- On suburban streets

*Q. Why do you not wear a seatbelt?*  
(Base: n=1)

- Can't be bothered

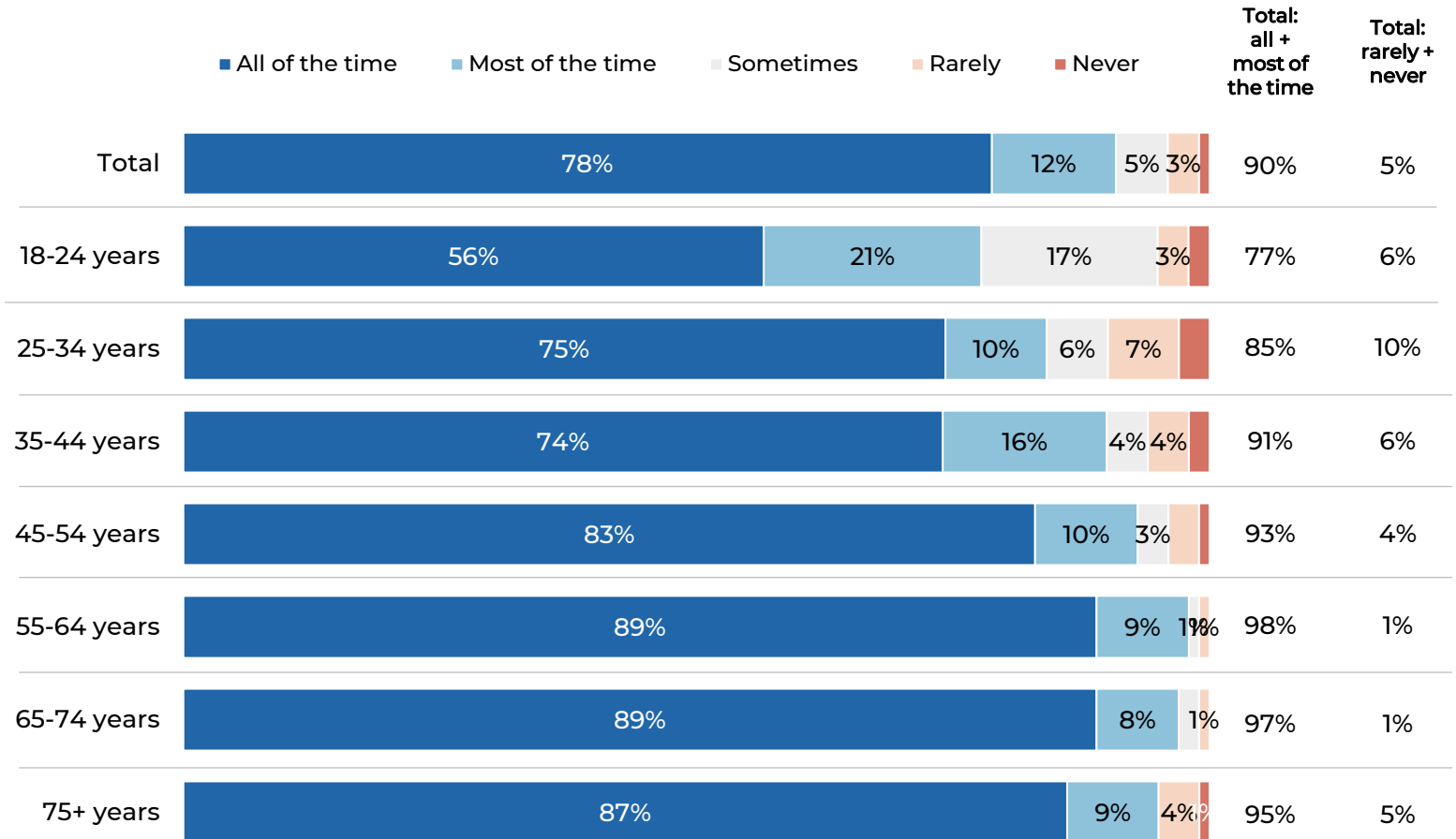
# Adherence to recommended seatbelt practices

Q. When it comes to wearing seatbelt, do you normally...  
(Base: n=921)



# Checking other passengers are wearing a seatbelt

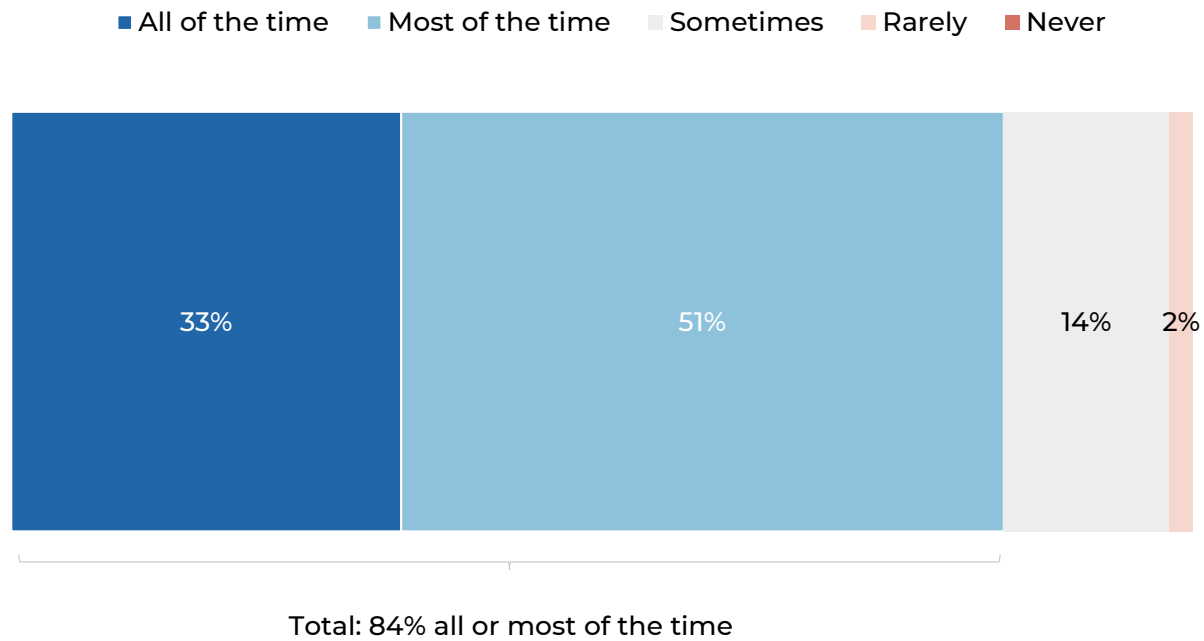
Q. When you are driving with another passenger in the car, how often do you check if they are wearing a seatbelt?  
(Base: n=882)



# Roadworks safety

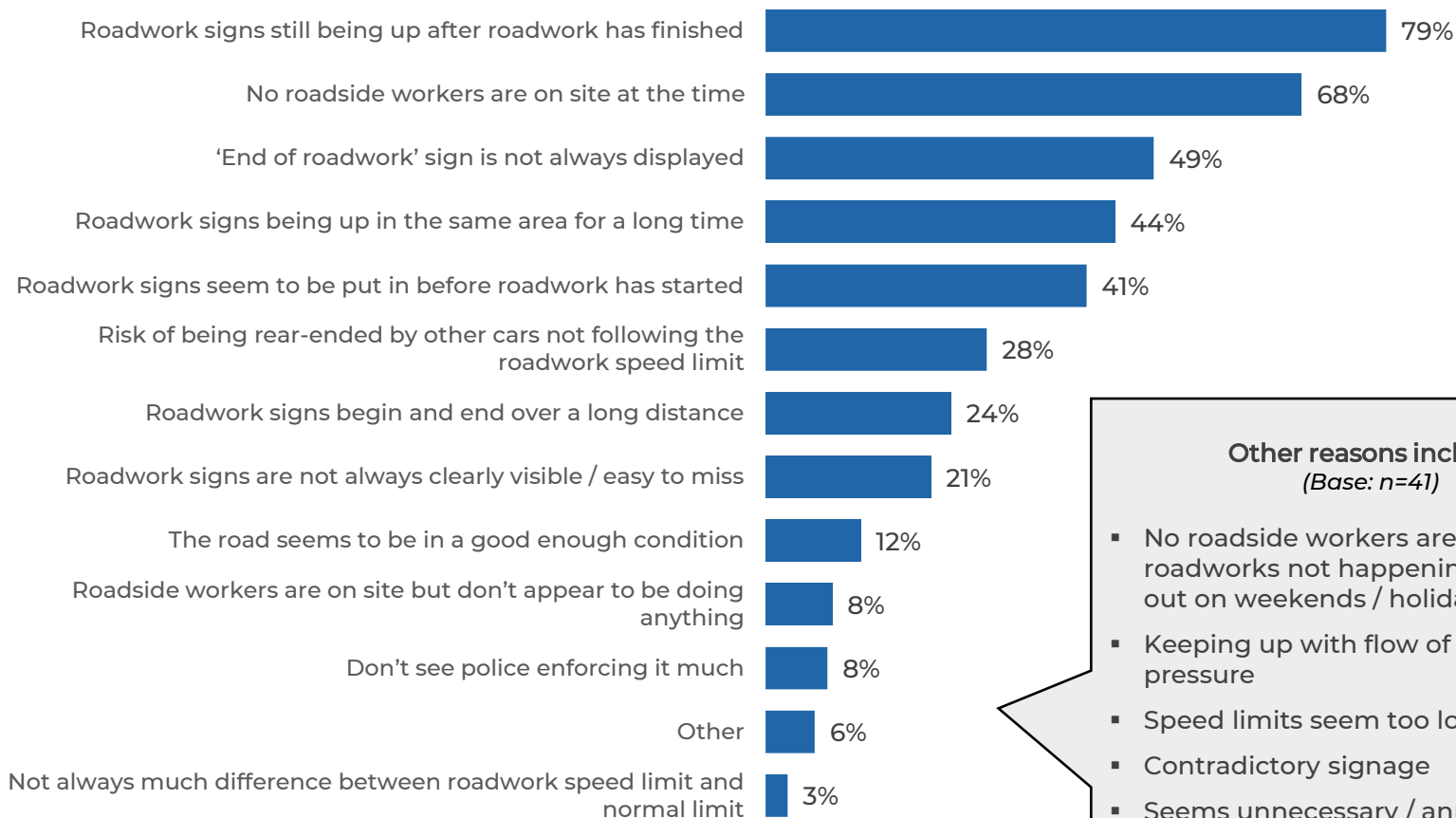
# Compliance with roadworks speed limits

Q. Which of the following best describes you when it comes to following roadwork speed limits? I follow them...  
(Base: n=939)



## Reasons for non-compliance

Q. What are the main reasons you don't always follow roadwork speed limits?  
(Base: n=634)



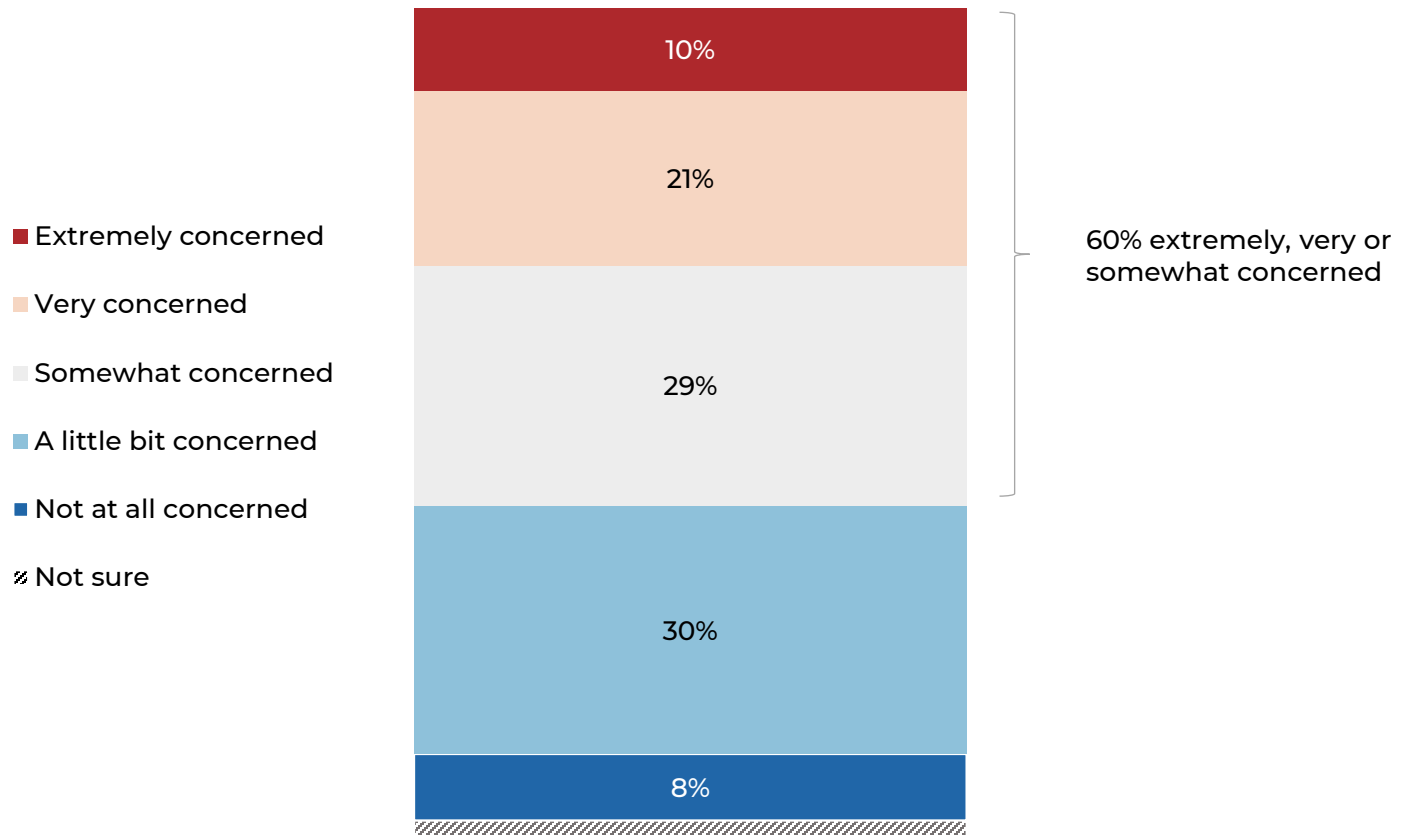
### Other reasons include:

(Base: n=41)

- No roadside workers are on site / roadworks not happening / signs left out on weekends / holidays
- Keeping up with flow of traffic / peer pressure
- Speed limits seem too low
- Contradictory signage
- Seems unnecessary / annoying

# Concern at non-compliance

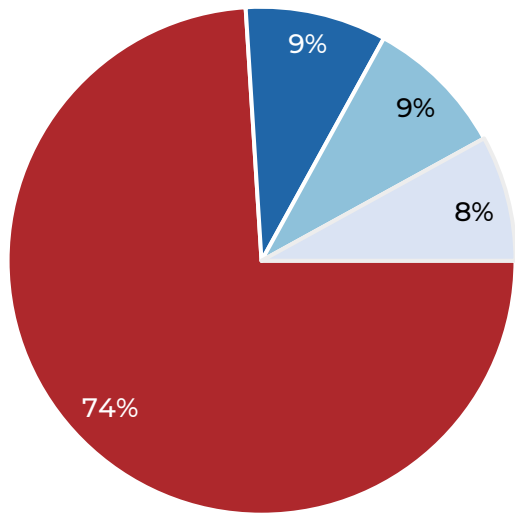
Q. Please indicate your level of concern when you see other cars on the road that do not observe the roadwork speed limits?  
(Base: n=634)



# Learning to drive

# Supervising L / P plate drivers

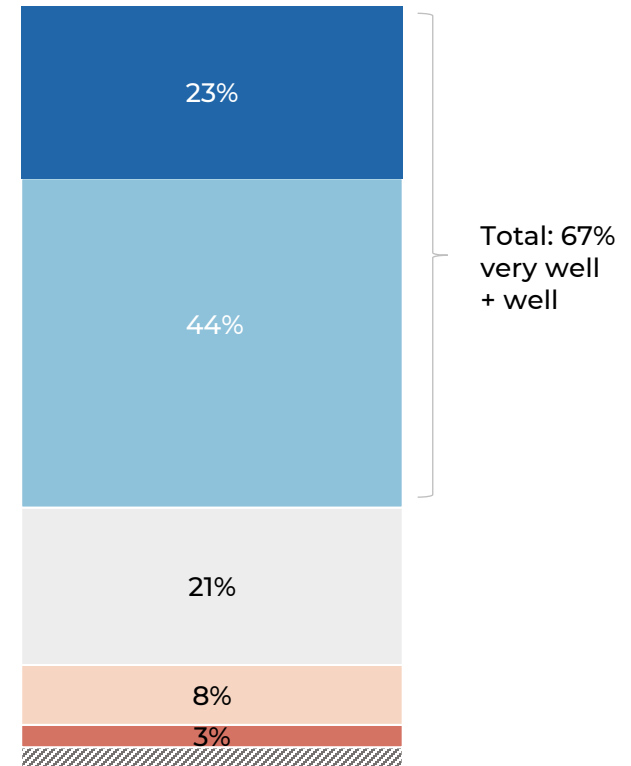
Q. Have you helped someone obtain their L and/or P plates sometime in the past ten years?  
(Base: n=1,907)



- No
- Yes – in the past year
- Yes – in the past 5 years
- Yes – in the past 10 years

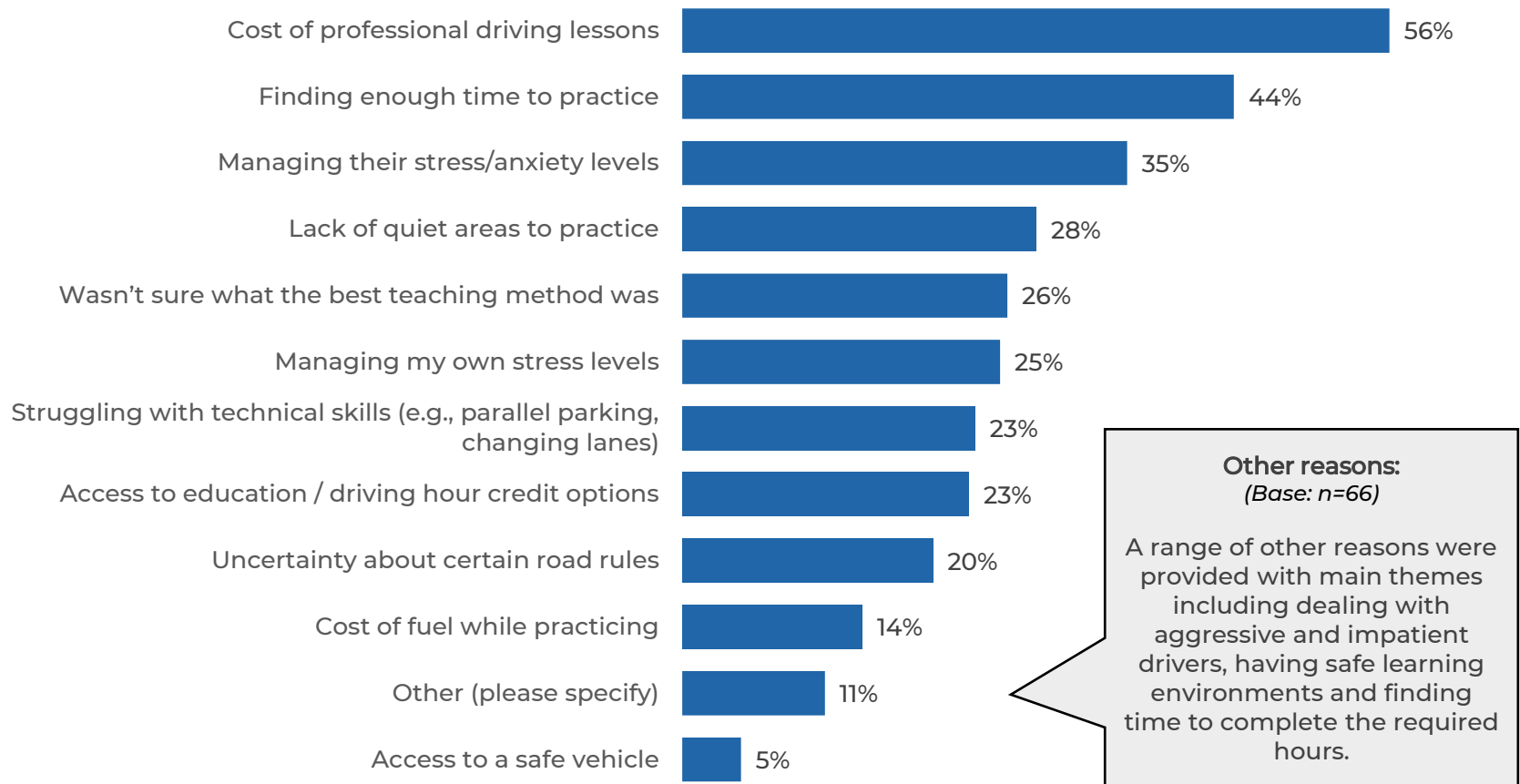
Q. How well do you think the graduated licensing system (i.e., the process of obtaining L and P plates) prepares them to drive by themselves?  
(Base: n=525)

- Very well
- Well
- Neutral
- Poorly
- Very poorly
- Not sure



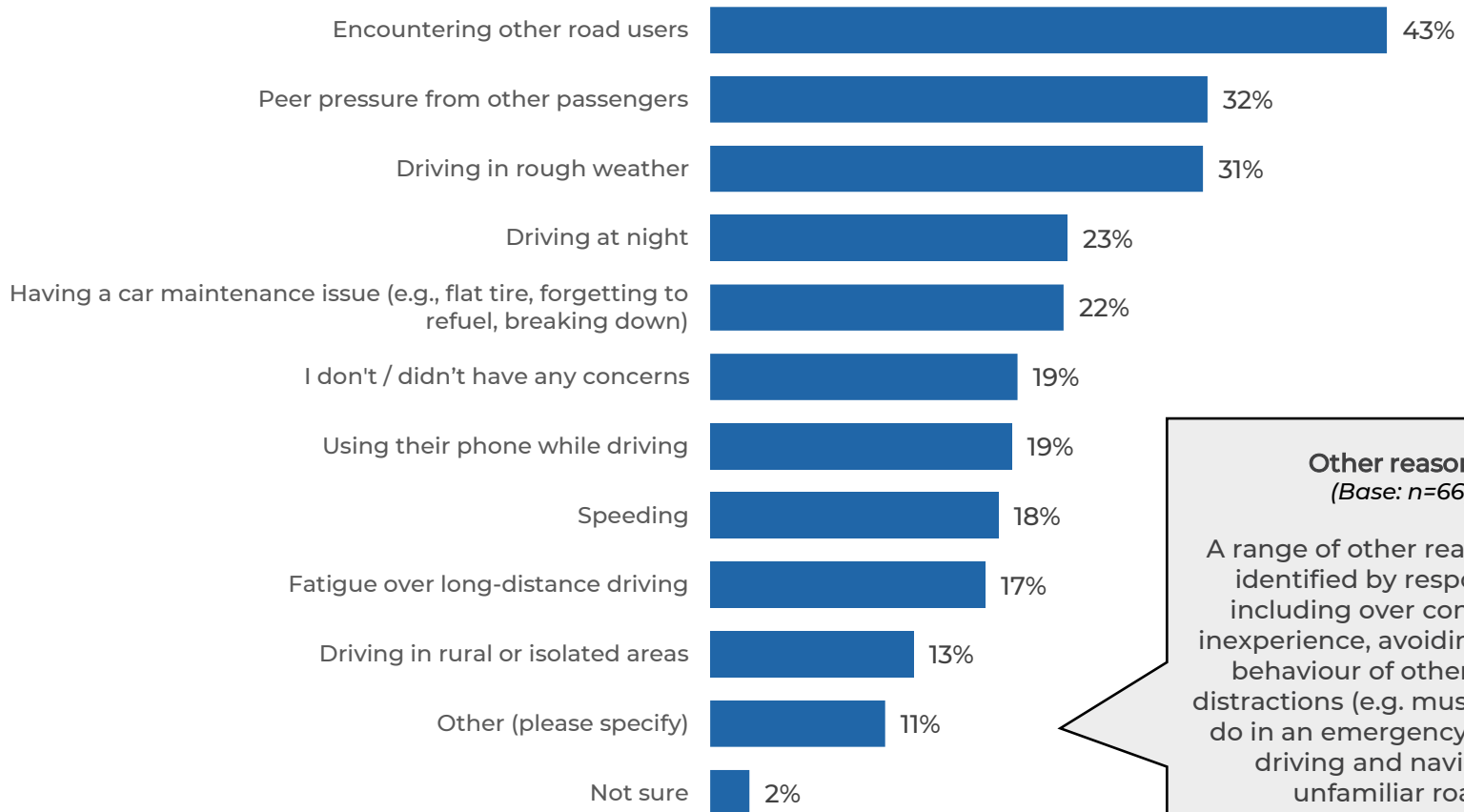
# Challenges supervising L / P plate drivers

Q. What challenges, if any, did you experience when supervising them through the stages of obtaining L and/or P plates?  
(Base: n=525)



# Concerns for L / P plate drivers

Q. What concerns, if any, will/did you have for this person once they start/ed driving by themselves?  
(Base: n=525)



**Other reasons:**  
(Base: n=66)

A range of other reasons were identified by respondents including over confidence, inexperience, avoiding hazards, behaviour of other drivers, distractions (e.g. music), what to do in an emergency, highway driving and navigating unfamiliar roads.

Q. Are there any additional resources or support that would have helped you assist them in obtaining their L and/or P plates?  
(Base: n=166)

Based on the analysis of the open comment responses from supervising drivers, **three key themes** emerged:

### Theme 1: Access to Professional Instruction and Practice Opportunities

Many respondents emphasised the need for more affordable, accessible, and structured driving lessons. This includes subsidised professional instruction, access to safe practice areas, and support for supervising drivers (often parents). Concerns were also raised about the burden of the 100-hour requirement and the need for defensive driving and emergency preparedness training.

- *“Cheaper professional driving lessons.”*
- *Government funded lessons with accredited instructors.”*
- *“The 100 hours is excessive and difficult to achieve, so low-cost lessons would make an enormous difference.”*
- *“Some resources to support parents and carers to teach young people to drive would have been useful.”*

### Theme 2: System and Process Improvements (Wait Times, Testing, Booking)

Respondents expressed frustration with long wait times for driving tests and limited availability of examiners. Suggestions included increasing examiner numbers and improving access to test bookings and practice facilities.

- *“There are very long wait times for on-road licence tests. More examiners are desperately needed.”*
- *“Driver training facility that could be booked (this is a booking at all and not just price).”*
- *“Having access to a driving area at no cost with a booking system set out similar to the cycle one in Tuggeranong.”*

### Theme 3: Educational Resources and Road Rule Clarity

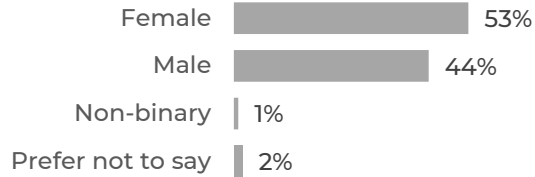
There is a strong desire for clearer, more accessible educational materials—both digital and physical. Respondents want updated road rule books, digital logbooks, and resources tailored to supervising drivers. Some also suggested scenario-based learning and refresher materials.

- *“An official guidebook for assisting learner drivers would be a great resource.”*
- *“Digital logbook would make it much easier to record.”*
- *“Updated road rule book given to parents as well as learner so we are all on the same page literally.”*
- *“Tips on teaching approaches available to supervising drivers in conjunction with the driver’s handbook.”*

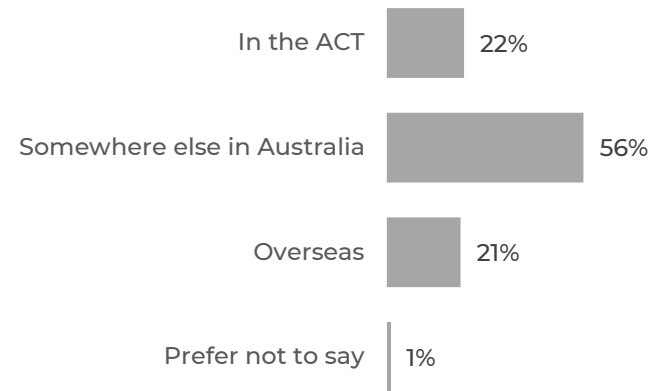
# Appendix: Sample profile

# Sample profile (n=1,907 unweighted)

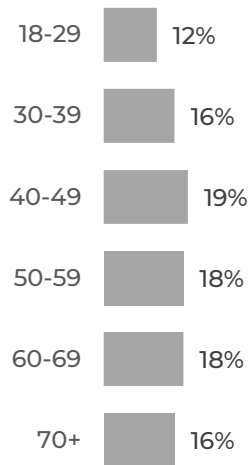
## Gender



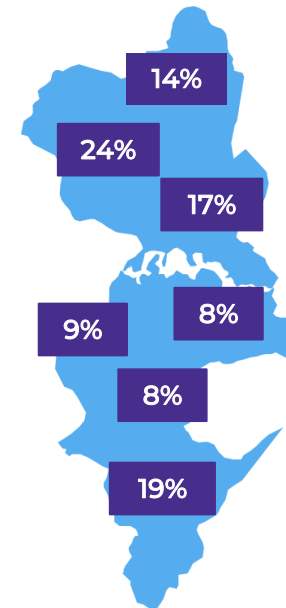
## Place of birth



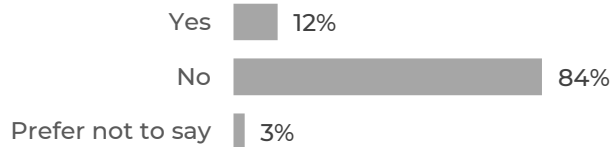
## Age group



## ACT Region

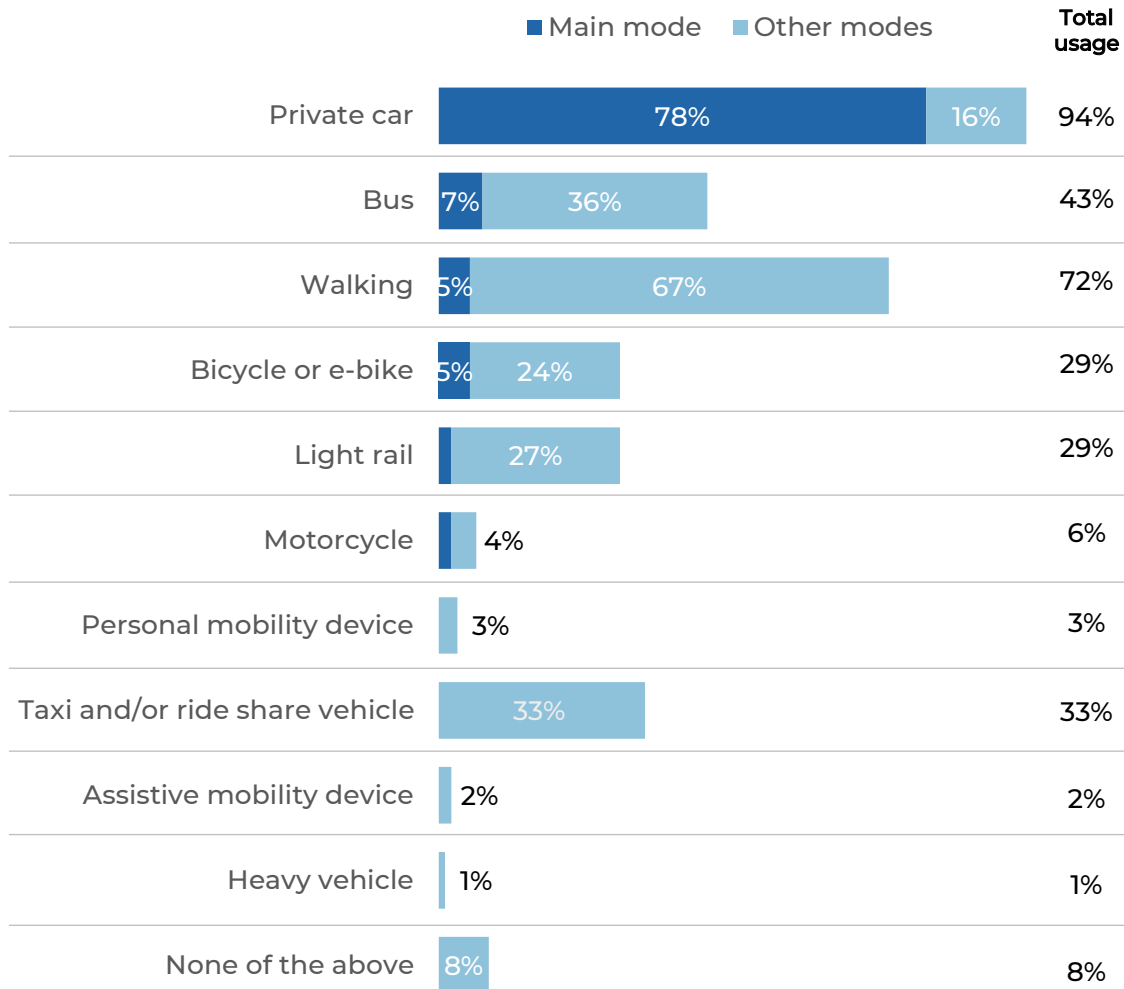


## Speak a language other than English (LOTE) at home



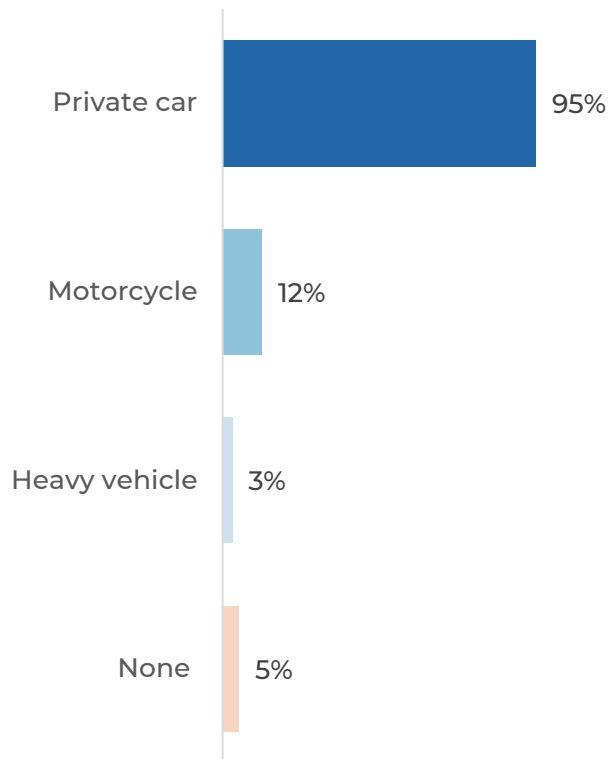
# Transport modes

Q. What is the mode of transport you use **most often** and what **other modes** of transport do you use?  
 (Base: n=1,907)

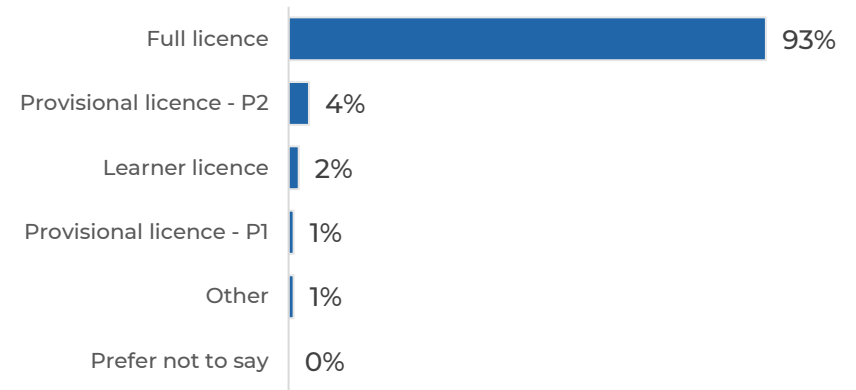


# Licence types

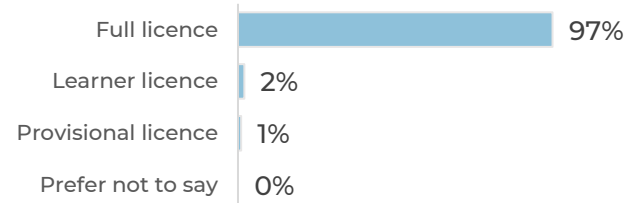
Q. What vehicles are you currently licenced to drive, including Learner and Provisional licences?  
(Base: n=1,907)



Q. What type of **driver's licence** do you have? (i.e. car licence)  
(Base: n=1,817)



Q. What type of **motorcycle licence** do you have?  
(Base: n=249)





**ACT**  
Government

**YOUR SAY**  
PANEL