

2025-2026 ACT Budget Survey

SUMMARY REPORT
June 2025



Background

The 2025-2026 Budget Survey aims to better understand the perspectives of Canberrans towards the ACT Government's Budget, including the level of impact they feel it has on their day-to-day life, and what areas they think should be prioritised for funding.

The findings from the survey will help inform the development of 2025-26 Budget priorities and decisions about how investments are made.

Methodological notes:

- All Panel members were invited to participate in the survey.
- Results have been weighted by gender, age and region, based on ABS Census data of the ACT population.
- Results that are significantly high have been marked with an upwards arrow (↑), whereas results that are significantly low have been marked with a downwards arrow (↓).
- This represents the second edition of the Budget Survey, with the '2024-2025 Budget Survey' conducted in February 2024; results have been compared across years for repeat questions.

Acknowledgement of Country

We acknowledge and pay respects to the past, present, and future Traditional Custodians and Elders of this nation and the continuation of cultural, spiritual, and educational practices of Aboriginal and Torres Strait Islander peoples. We value their contribution to the life of our city and to the Canberra region.



How many?

1,464

Who?

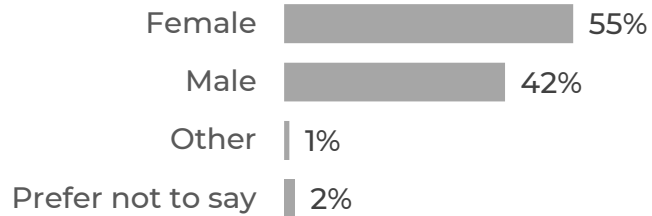
ACT residents
aged 16+

When?

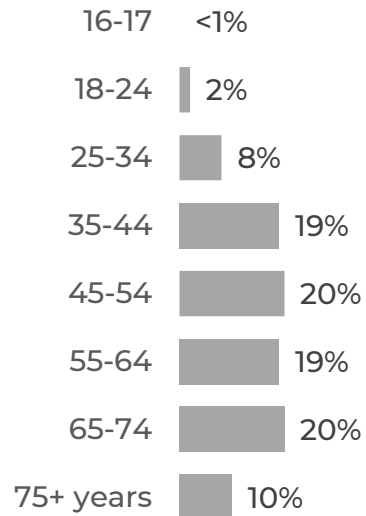
17 Feb – 2 Mar
2025

2025 sample profile (n=1,464 unweighted)

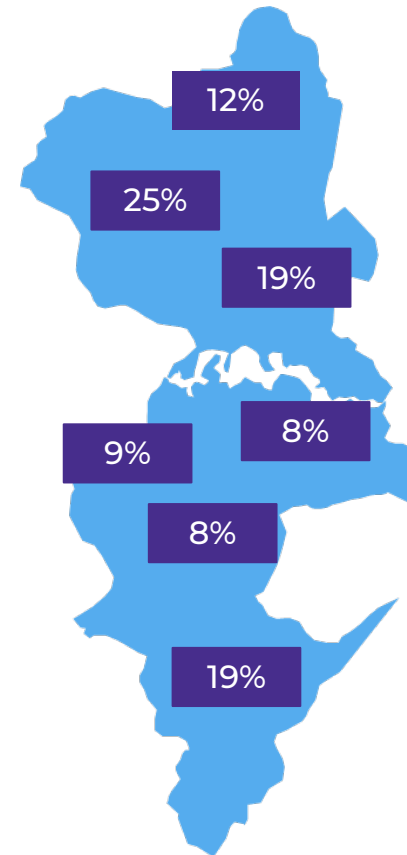
Gender



Age group



Region



Results

Executive summary



Most respondents have a strong interest in what is included in the ACT Budget each year.

- ▶ 82% agreed with the statement 'I have a strong interest in what is included in the ACT Budget each year' (up from 77% in 2024).
- ▶ All age groups are interested with the highest recorded among those aged 75 or older (90%). Those aged 18-24 recorded comparatively lower agreement (67%).



Most respondents agree that the ACT Budget has a big impact on both their day-to-day life and wellbeing.

- ▶ 65% agreed with the statement 'The ACT Budget has a big impact on my day-to-day life' (up from 60% in 2024).
- ▶ 63% agreed with the statement 'The ACT Budget has a big impact on my wellbeing' (up from 60% in 2024).



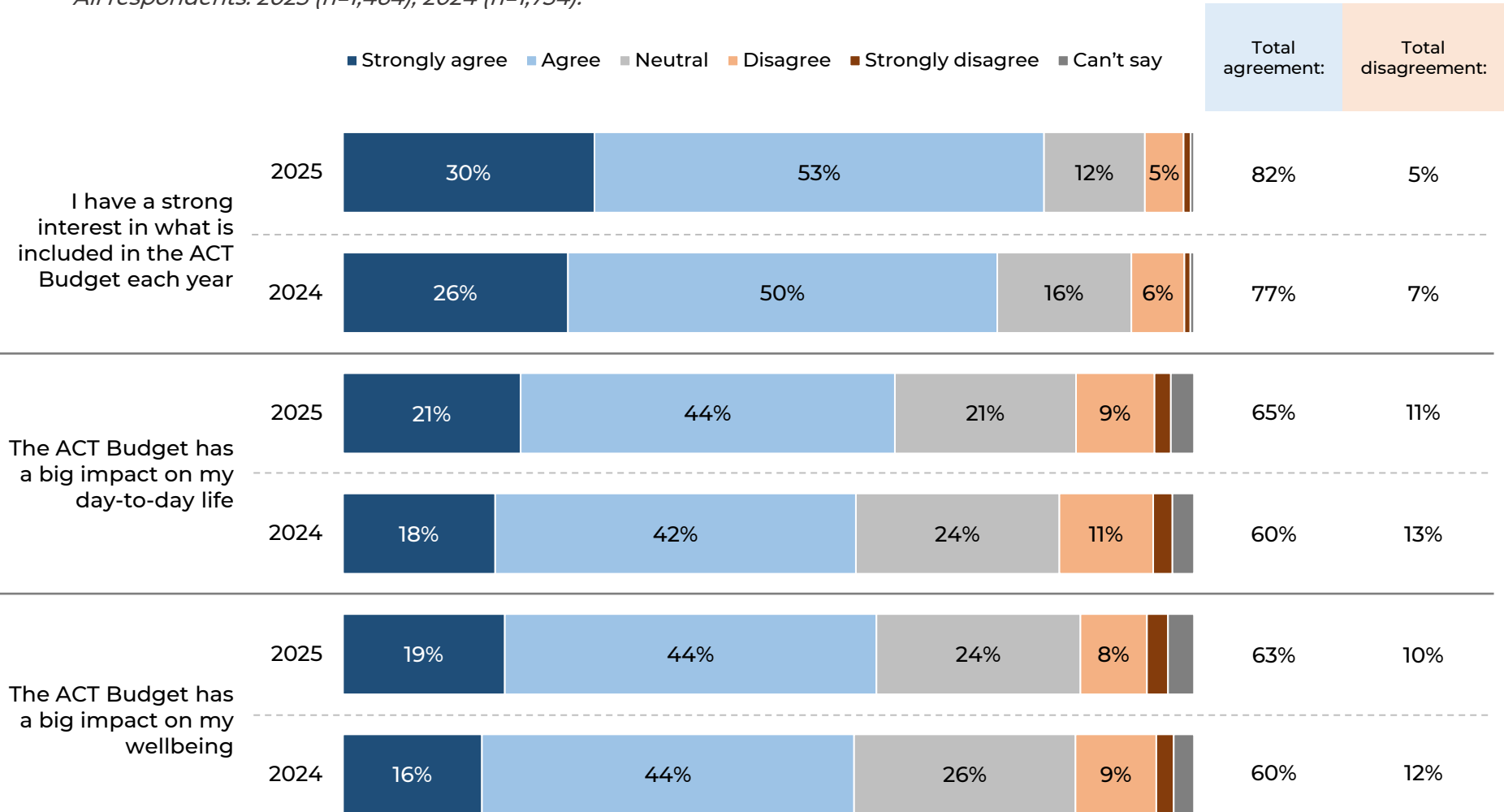
Results were generally consistent between 2024 and 2025 for priority areas of investment, with 'Health' continuing to be the top priority.

- ▶ Respondents were asked to allocate \$100 across 11 different areas.
- ▶ 'Health' continues to be the stand-out area for investment (recording \$18.70 investment on average), with education (\$12.64) and emergency services and policing (\$9.93) rounding out the top three.

Budget statements

Q1. How much do you agree or disagree with each of the following?

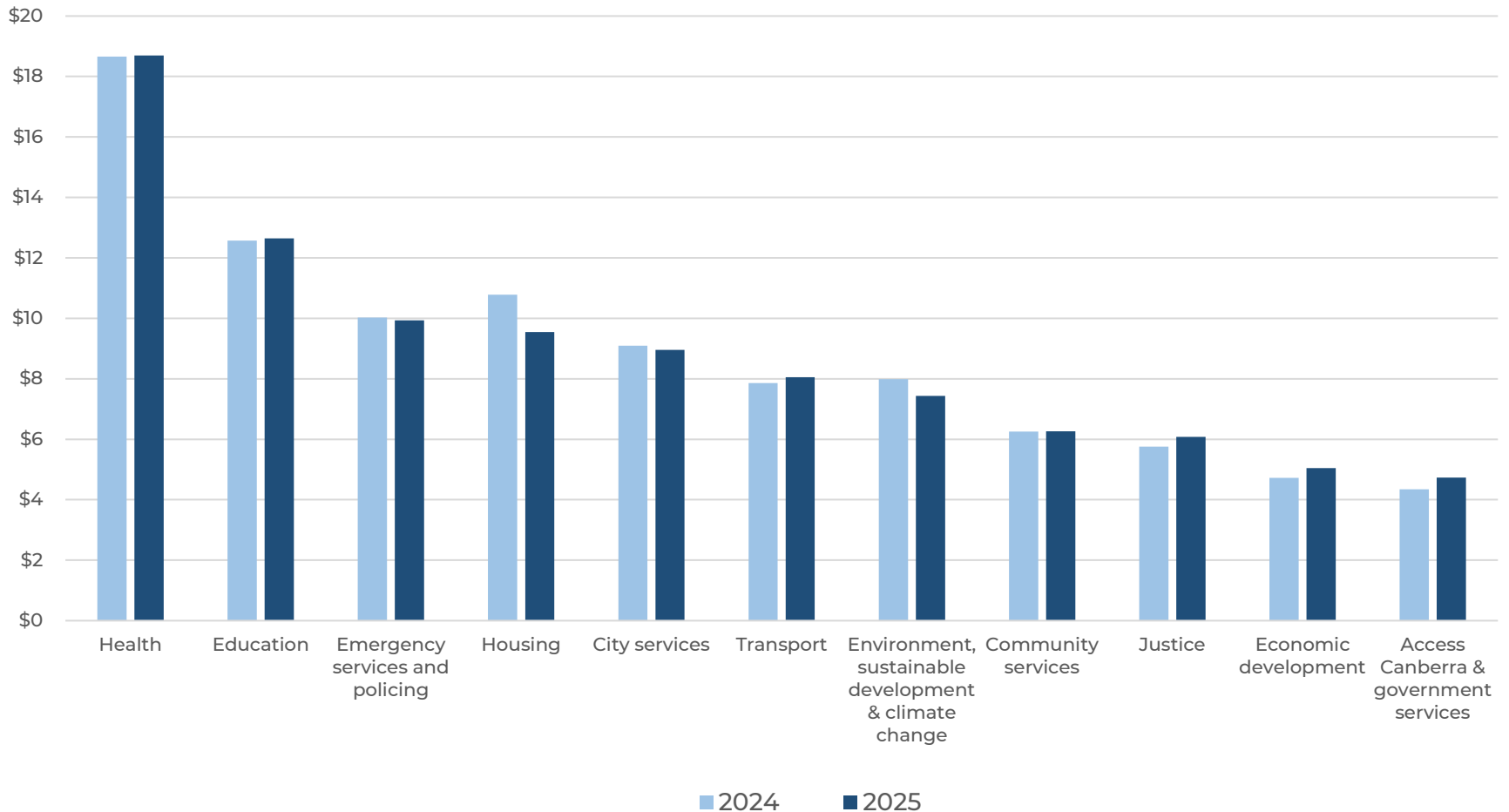
All respondents: 2025 (n=1,464), 2024 (n=1,734).



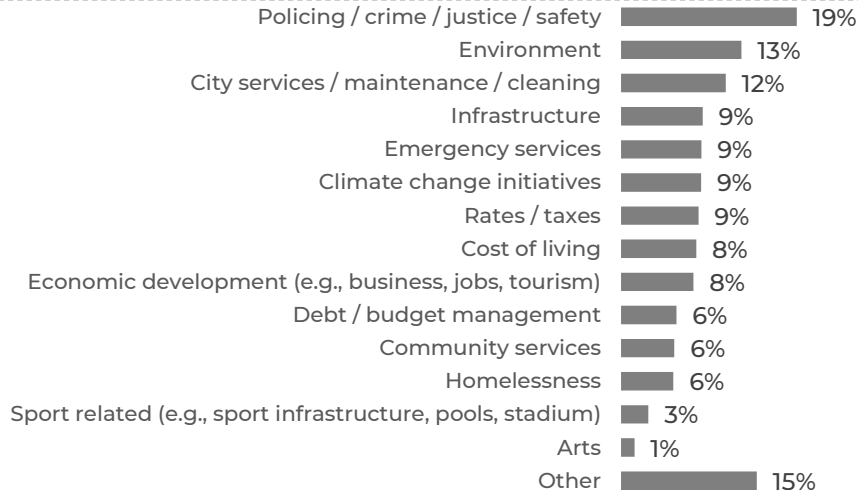
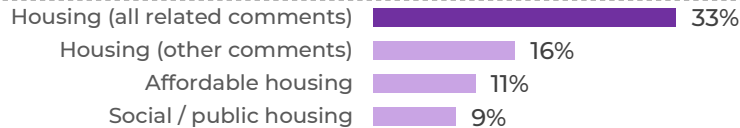
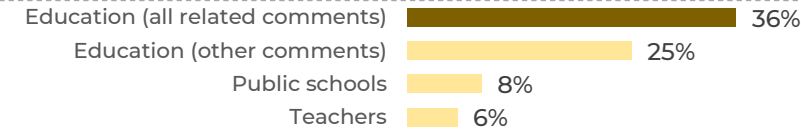
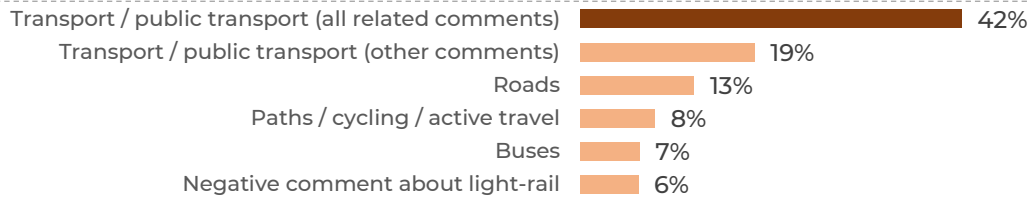
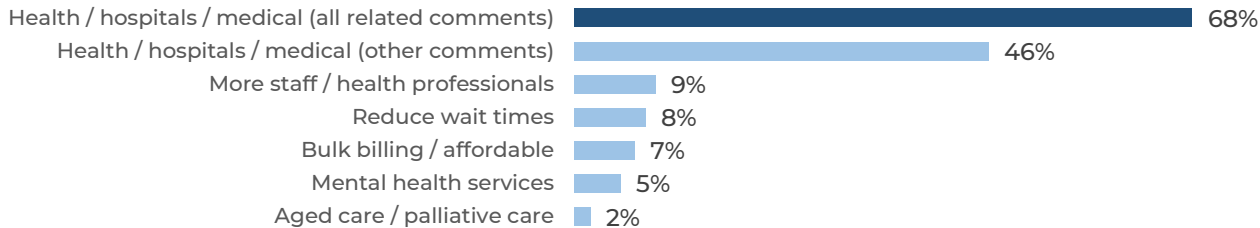
Investing \$100 activity

Q2. Imagine that you have \$100 to invest across the following 11 areas. Please fill in the blanks to indicate how you would invest this \$100. All respondents: 2025 (n=1,464), 2024 (n=1,734).

Average amount allocated



When asked specifically what they would like to see addressed in the Budget, more than two-thirds mentioned Health



Q3. What three areas or issues would you like to see the 2025-26 ACT Budget focus on?

(n=1,384 respondents in 2025 provided an open-ended response. This question was not asked in 2024.)



ACT
Government

YOUR SAY
PANEL