ACT COVID-19, Influenza, and RSV Epidemiology Overview

Prepared by Health and Community Services Directorate (HCSD)

ACT Weekly Respiratory Surveillance Report

Reporting period Friday 13 November 2026 to Thursday 19 November 2026 inclusive.

Table 1: Notifications of COVID-19, influenza and RSV, ACT, between 13 November 2026 and 19 November 2026

	COVID-19			Influenza			Respiratory syncytial virus (RSV)		
	Current reporting period[a]	2026 Total[bc]	Rate per 100,000[d] for reporting period	Current reporting period[a]	2026 Total[bc]	Rate per 100,000[d] for reporting period	Current reporting period[a]	2026 Total[bc]	Rate per 100,000[d] for reporting period
Total Cases	**38**	**1403**	**7.8**	**102**	**4176**	**21**	**14**	**2345**	**2.9**
Age group (years)									
0-4				**12**	**525**	**45.8**			
5-19				**12**	**1181**	**13.8**			
20-64				**50**	**1728**	**16.4**			
65+				**28**	**742**	**40.8**			

[a] *Cases notified to HCSD during the reporting period.*

[b] *Total cases since 1 January 2026.*

[c] *Due to data cleaning, the total number of cases reported will not necessarily equal last week's total plus new cases reported this week.*

[d] *Rate per 100,000 population for the given time period. Population data are based on the ABS Estimated Resident Population (ERP) as at Quarter 3 2025.*

Note: Due to small numbers, the breakdown of notifications by age group for COVID-19 and RSV are not included in this report. This is to protect privacy and ensure that individuals cannot be identified.

Figure 1: COVID-19 notifications since 1 January 2026 by specimen date[a]

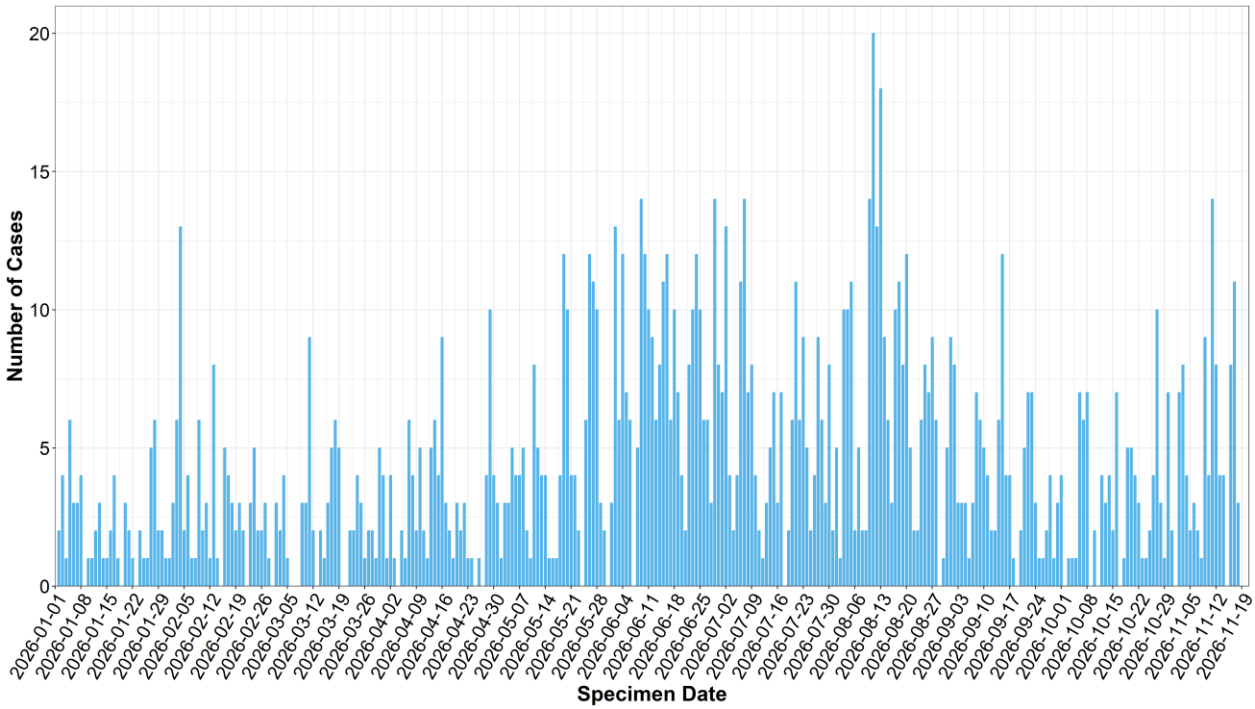

[a]The data includes laboratory-confirmed cases of COVID-19 reported to HCSD. Due to the case processing system, there is a small proportion of cases that will not appear before the end of the cut-off period. This will result in an under-reporting of the case numbers for the 48 hours prior to the cut-off period.

Figure 2: Influenza notifications since 1 January 2026 by specimen date[a]

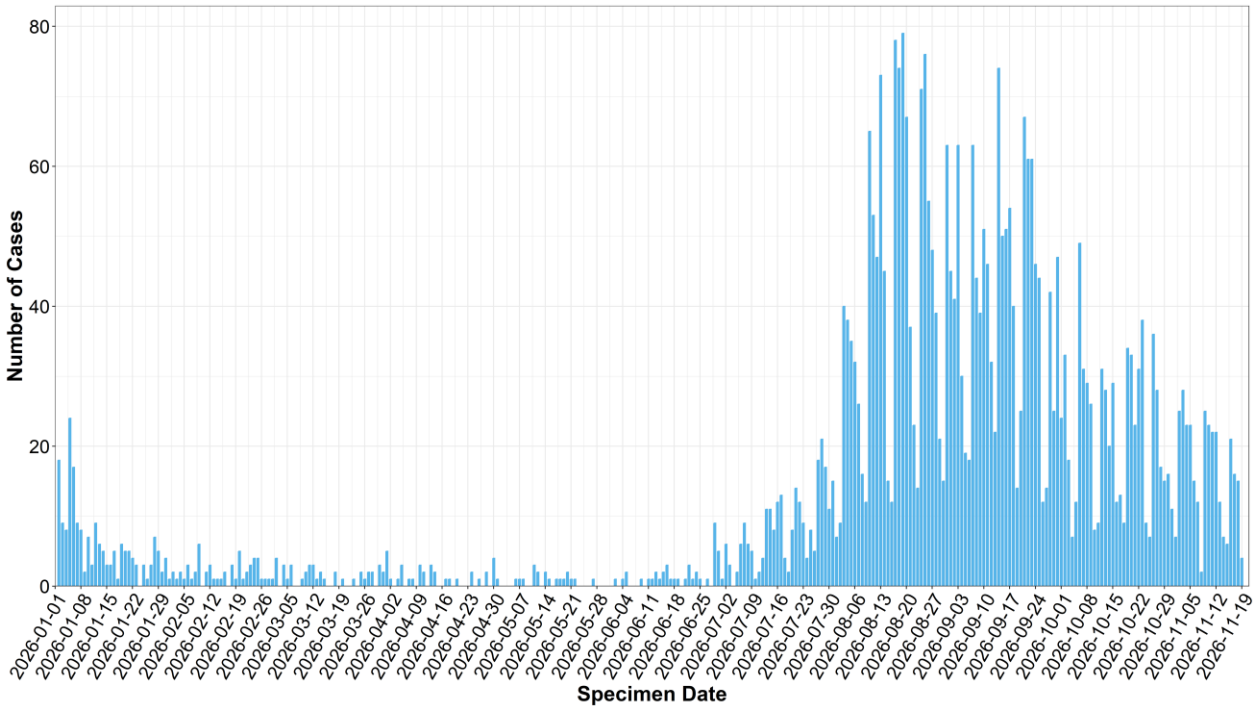

[a]The data includes laboratory-confirmed cases of influenza reported to HCSD. Due to the case processing system, there is a small proportion of cases that will not appear before the end of the cut-off period. This will result in an under-reporting of the case numbers for the 48 hours prior to the cut-off period.

Figure 3: RSV notifications since 1 January 2026 by specimen date[a]

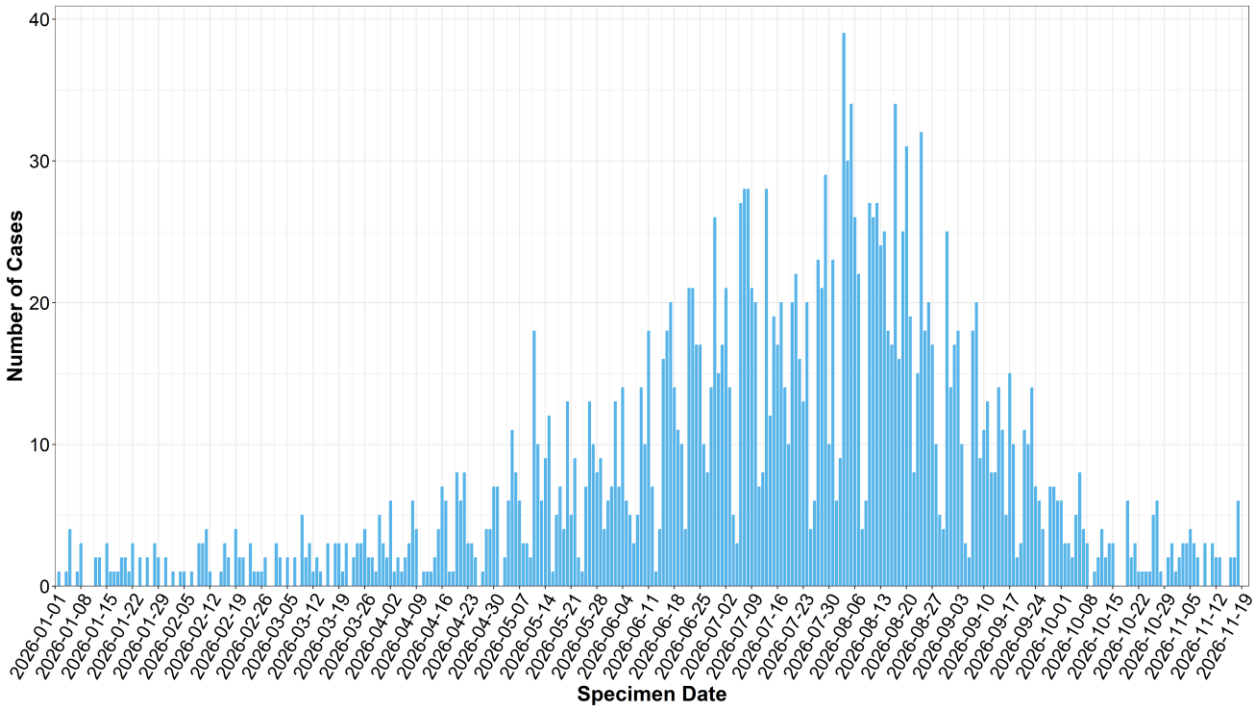

[a]*The data includes laboratory-confirmed cases of RSV reported to HCSD. Due to the case processing system, there is a small proportion of cases that will not appear before the end of the cut-off period. This will result in an under-reporting of the case numbers for the 48 hours prior to the cut-off period.*

Figure 4: Number of COVID-19 notifications, by week and year of specimen collection[ab]

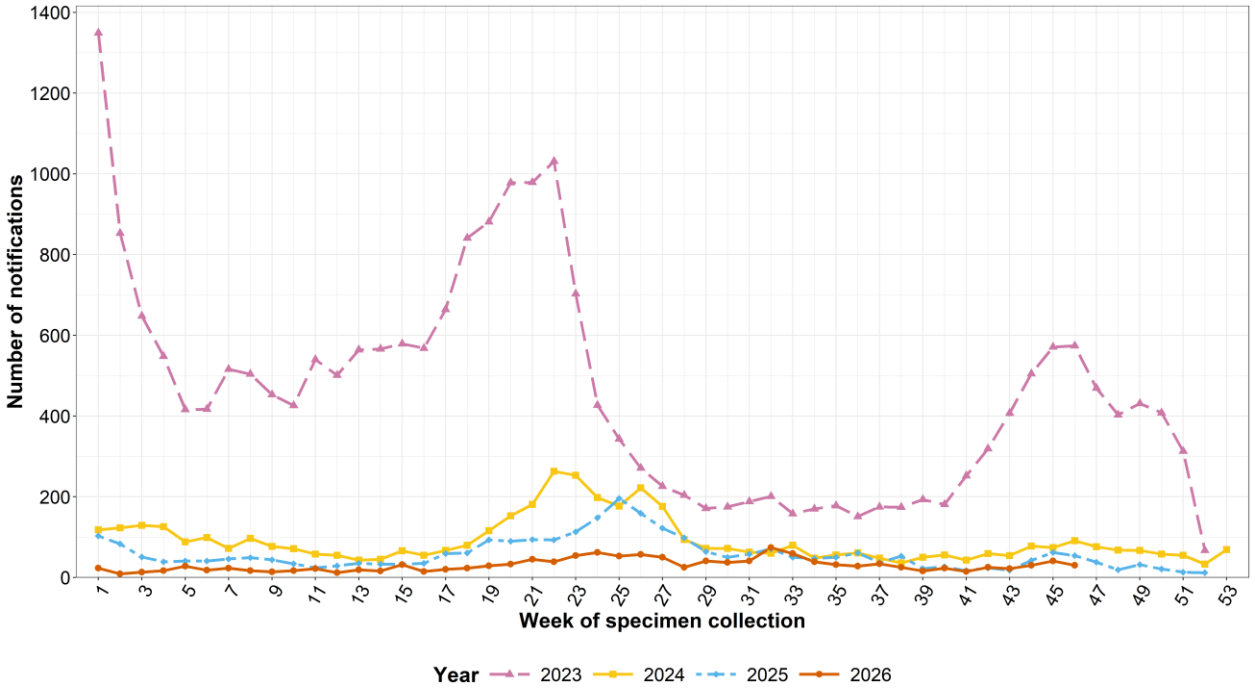

[a]Due to the case processing system, there is a small proportion of cases that will not appear before the end of the cut-off period. This may result in an under-reporting of the case numbers for the 48 hours prior to the end of the reporting period.

[b]Data for 2022 have been removed to improve visibility of post-pandemic year notification numbers. The data for 2020 to 2022 are available in the Annual ACT Respiratory Illness Surveillance Report 2025 on the ACT government website.

Figure 5: Number of laboratory-confirmed influenza notifications, by week and year of specimen collection[a]

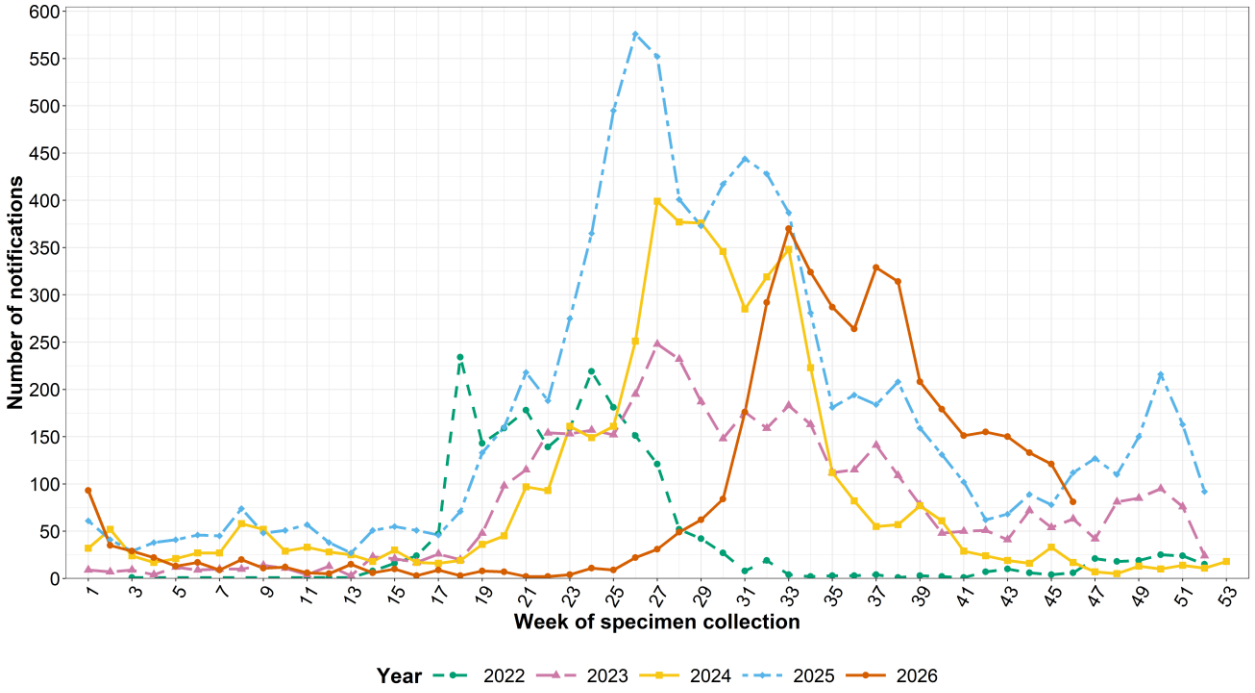

[a]Due to the case processing system, there is a small proportion of cases that will not appear before the end of the cut-off period. This may result in an under-reporting of the case numbers for the 48 hours prior to the end of the reporting period.

Figure 6: Number of laboratory-confirmed RSV notifications, by week and year of specimen collection[ab]

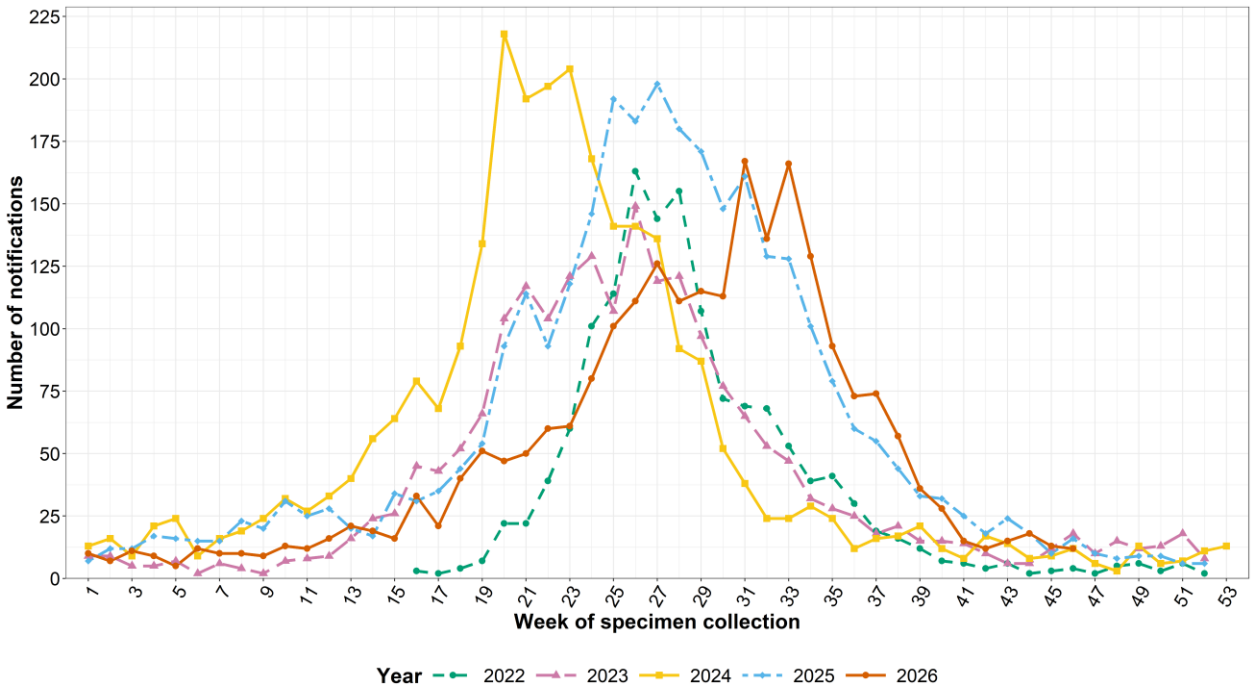

[a]Due to the case processing system, there is a small proportion of cases that will not appear before the end of the cut-off period. This may result in an under-reporting of the case numbers for the 48 hours prior to the end of the reporting period.

[b]RSV became a notifiable condition in the ACT from 21 February 2022.